杭州赛斯机械设备有限公司

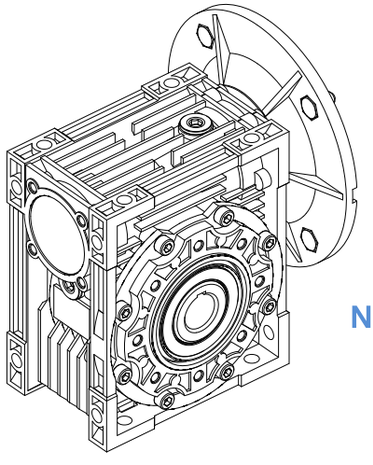

NMRV

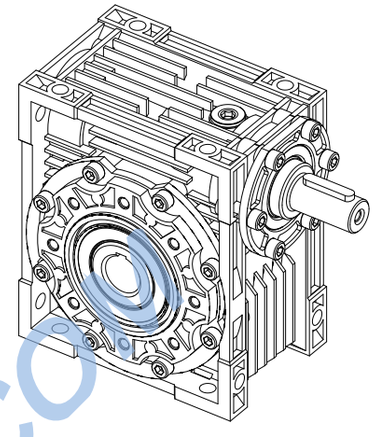

NRV

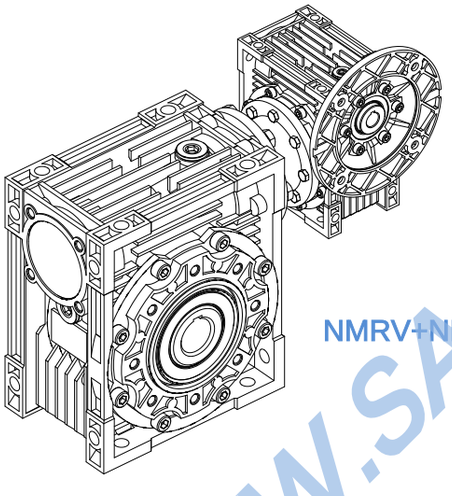

NMRV+NMRV

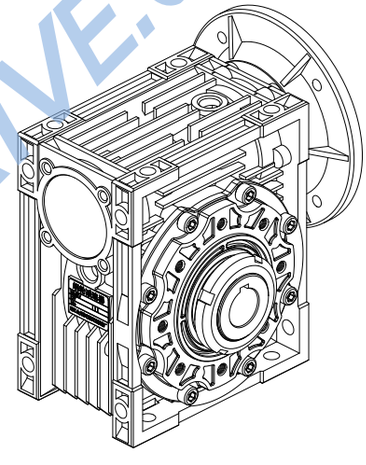

NMRL

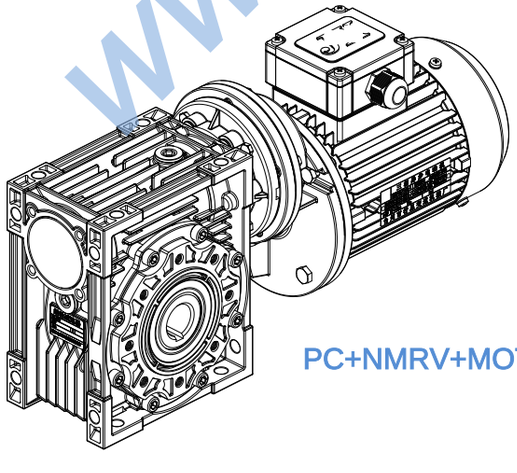

PC+NMRV+MOTOR

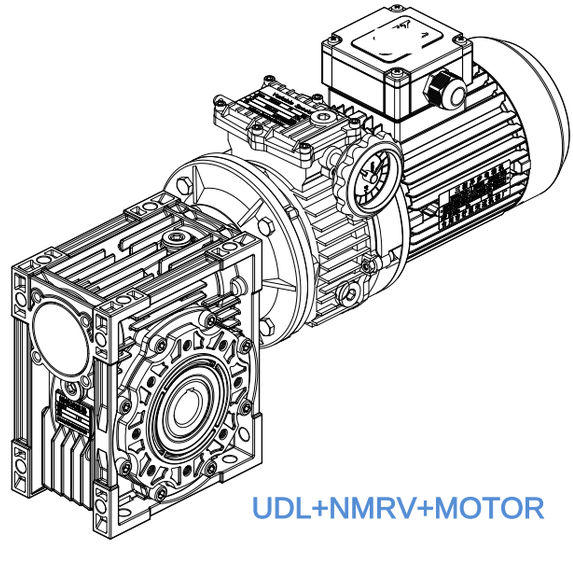

UDL+NMRV+MOTOR

1.0 结构分解图和机型版本

1.1 *NMRV* 构分解图

1.0 EXPLODED VIEW AND VERSIONS

1.1 *NMRV* Exploded view

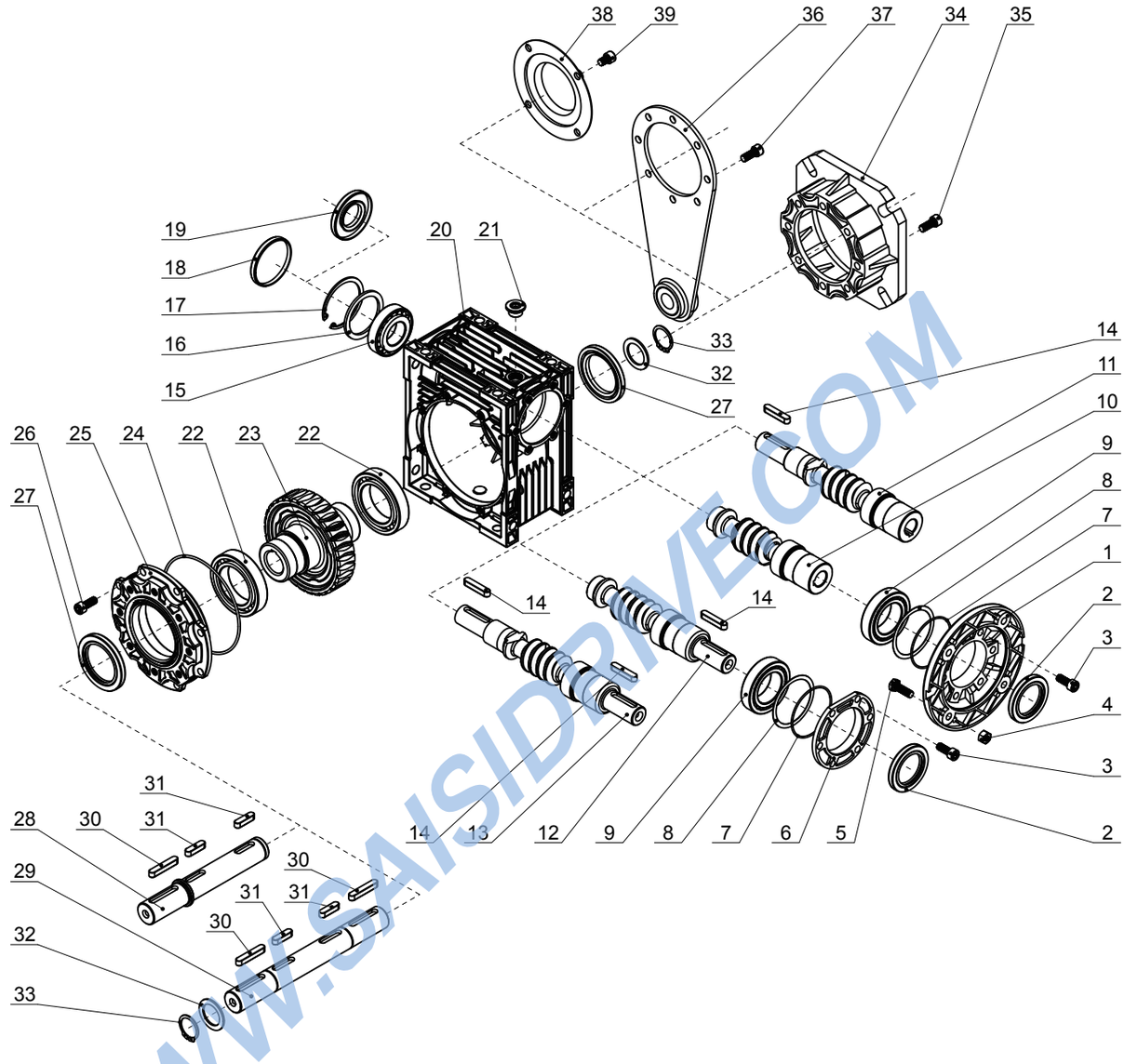

1	电机法兰 Flange PAM	11	孔输入轴输入蜗杆 Double ext. PAM worm	21	油塞 Oli plug	31	平键 Parallel key
2	油封 Oli seal	12	轴输入蜗杆 RV worm	22	轴承 Bearing	32	垫圈 Washer
3	内六角圆柱头螺钉 Hexagon socket head cap screw	13	双轴输入蜗杆 Double ext. RV worm	23	蜗轮 Worm wheel	33	轴用弹性挡圈 Circlip for shaft
4	六角螺母 Hexagon nuts	14	平键 Parallel key	24	O形橡胶密封圈 O-ring	34	输出法兰 Output flange
5	六角头螺栓 Hexagon bolt	15	轴承 Bearing	25	侧盖 Bearing support cover	35	内六角圆柱头螺钉 Hexagon socket head cap screw
6	输入端盖 Gear unit cover	16	垫圈 Washer	26	内六角圆柱头螺钉 Hexagon socket head cap screw	36	扭力臂 Torque arm
7	O形橡胶密封圈 O-ring	17	孔用弹性挡圈 Circlip for hole	27	油封 Oli seal	37	内六角圆柱头螺钉 Hexagon socket head cap screw
8	调整垫片 Spacer shim	18	盖子 Cap	28	单向输出轴 Single output Shaft	38	保护盖 Protection cap
9	轴承 Bearing	19	油封 Oli seal	29	双向输出轴 Double output Shaft	39	内六角圆柱头螺钉 Hexagon socket head cap screw
10	孔输入蜗杆 PAM worm	20	箱体 Case	30	平键 Parallel key		

1.2 ***PC* 结构分解图**

1.2 ***PC*** *Exploded view*

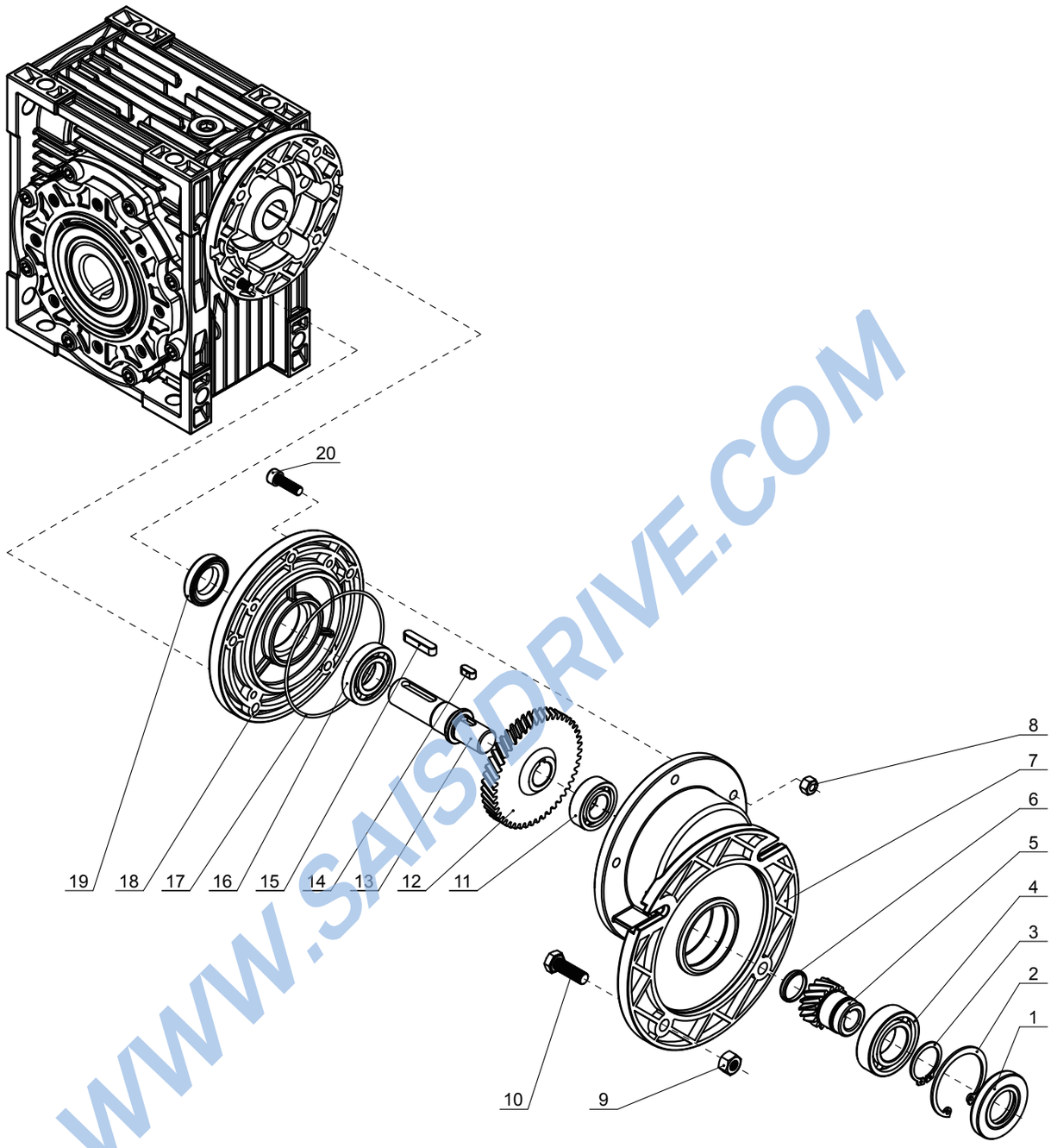

1	油封 Oli seal	6	盖子 Cap	11	轴承 Bearing	16	轴承 Bearing
2	孔用弹性挡圈 Circlip for hole	7	前置齿轮箱体 Pre-stage unit case	12	大齿轮 Gear	17	O形橡胶密封圈 O-ring
3	轴用弹性挡圈 Circlip for shaft	8	六角螺母 Hexagon nuts	13	输出轴 Low speed shaft	18	输出端盖 Output cover
4	轴承 Bearing	9	六角螺母 Hexagon nuts	14	平键 Parallel key	19	油封 Oli seal
5	孔输入小齿轮 Hollow pinion	10	六角头螺栓 Hexagon bolt	15	平键 Parallel key	20	内六角圆柱头螺钉 Hexagon socket head cap screw

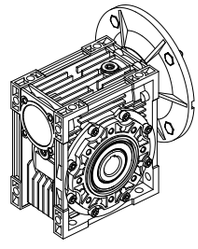	NMRV **025 - 150**	NMRV **025 - 150** **F**	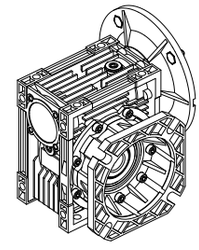
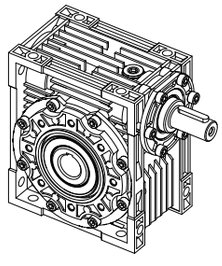	**025 - 150** NRV	**025 - 150** **F** NRV	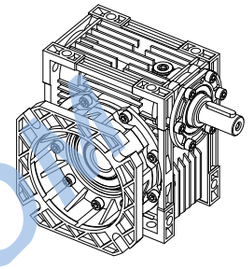
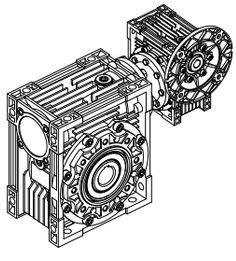	NMRV+NMRV **025/030 - 063/150**	NMR+NMRV **025/030 - 063/150** **F**	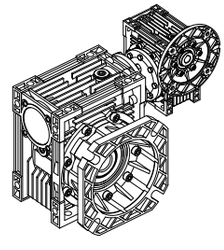
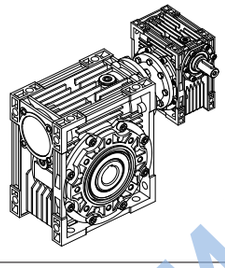	NRV+NRV **025/030 - 063/150**	NRV+NRV **025/030 - 063/150** **F**	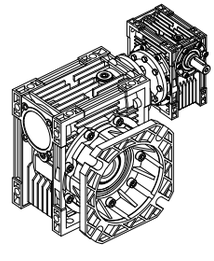
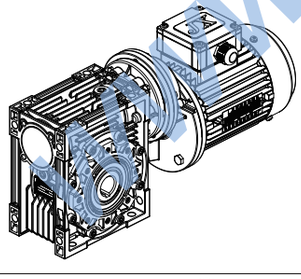	PC+NMRV +MOTOR **063/040 - 090/130**	PC+NMRV +MOTOR **063/040 - 090/130** **F**	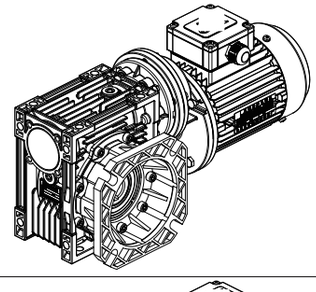
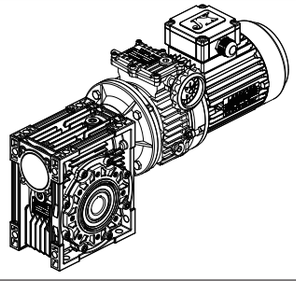	UDL+NMRV **002/040 - 050/130**	UDL+NMRV **002/040 - 050/130** **F**	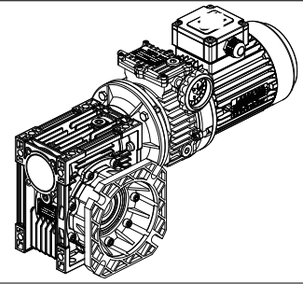

2.0 产品名称

2.1 *NMRV* *蜗杆减速器*

类型 Type	减速比 Ratio	双向输入轴 Double input shaft	输出 Output	输入法兰 Input flange	安装方位 Mounting position	颜色 Color	电机 Electric motor
NMRV75	- 30	- VS	- FA1-ASR-A1	- 80B5	- B3	- B	- $Y_2$0.75-4 / 1

电机接线盒位置
Position of terminal box
1, 2, 3, 4

电机极数/Poles number
2, 4, 6 , 8.....

电机功率
Motor power

电机类型/Type
Y_2, YD,YVF, Y_2EJ.....

颜色/Color
B = 银灰色/Silver gray **L** = 蓝色/Blue

安装方位/Mounting position
B3, B6, B7, B8, V5,V6

输入法兰(电机类型)/Input flange(Motor mounting)
B5, B14

扭力臂/Torque arm
A1, A2

输出轴/Output shaft
ASL, ASR (单向输出轴/Single output shaft)
AB (双向输出轴/Double output shaft)

输出法兰/Flange mounting
FA, FB, FC, FD, FE (型号/Version)
1, 2 (安装位置/Mounting side)

双向输入轴
Double intput shaft

减速比/Reduction ratio
5, 7.5, 10, 15, 20, 25, 30, 40, 50, 60, 80, 100

减速器尺寸(中心距)/Gearbox size(Central distance)
025, 030, 040, 050, 063, 075, 090, 105, 110, 130, 150

蜗杆减速器类型/Worm gearbox type
NMRV = 带电机接口蜗杆减速器
= Worm-gear unit with IEC motor interface

NRV = 轴输入蜗杆减速器
= Worm speed reducer with solid input shaft

2.2 *PC+JMRV* *前置齿轮蜗杆减速器*

前置斜齿轮模块 Pre-stage helical unit	类型 Type	减速比 Ratio	双向输入轴 Double input shaft	输出法兰 Output flange	输出轴 Output shaft	安装方位 Mounting position	电机 Electric motor
PC 071 -	NMRV75	- 30	- VS	- FA1	- ASR	- B3	- $Y_2$0.37-4 / 1

..... (选项)
(Options)

蜗杆减速器类型/Worm gearbox type
= 带电机接口蜗杆减速器
= Worm-gear unit with IEC motor interface

减速器尺寸/Gearbox size
063, 071, 080, 090

前置一级斜齿轮减速箱
Pre-stage helical module

2.3

双蜗杆减速器

2.3

Combination worm-gear unit

类型 Type	减速比 Ratio	双向输入轴 Double input shaft	输出法兰 Output flange	输出轴 Output shaft	输入法兰 Input flange	安装方位 Mounting position	电机 Electric motor
NMRV040/090	- 500	- VS	- FA1	- ASR	- 71B5	- AS1	- $Y_2$0.37-4 / 1

..... （选项）
(Options)

安装方位/Mounting position
AS1, AS2, BS1, BS2,
VS1, VS2, PS1, PS2

..... （选项）
(Options)

减速比/Reduction ratio
300, 400, 500, 600 .....

减速器尺寸（中心距）/Gearbox size(Central distance)
025/030 - 063/150

Worm earbox type

带电机接口蜗杆减速器
Worm-gear unit with IEC motor interface

轴输入蜗杆减速器
Worm speed reducer with solid input shaft

2.4 ***UDL+JMRV***

无级变速器和蜗杆减速器组合

2.4 ***UDL+JMRV***

Combination of Stepless speed variator and Worm-gear unit

无级变速器 Stepless speed variator	类型 Type	减速比 Ratio	双向输入轴 Double input shaft	输出法兰 Output flange	输出轴 Output shaft	安装方位 Mounting position	电机 Electric motor
UDL 010 -	NMRV75	- 30	- VS	- FA1	- ASR	- B3	- $Y_2$0.75-4 / 1

..... （选项）
(Options)

蜗杆减速器类型/Worm gearbox type
NMRV = 带电机接口蜗杆减速器
= Worm-gear unit with IEC motor interface

无级变速器尺寸/Stepless speed variator size
002, 005, 010, 020, 030 ,050 ,100

无级变速器类型/Stepless speed variator type
UDL, UD 系列 (**UDL**= 铝合金壳体, **UD**= 铸铁壳体)
UDL, UD Series (**UDL**= Aluminium alloy housing, **UD**= Cast iron housing)

TXF 系列
TXF Series

3.0 配置和组合

3.0 DISPOSITION AND COMBINATIONS

3.1 *NMRV* 基本配置

3.1 *NMRV Pre-disposition*

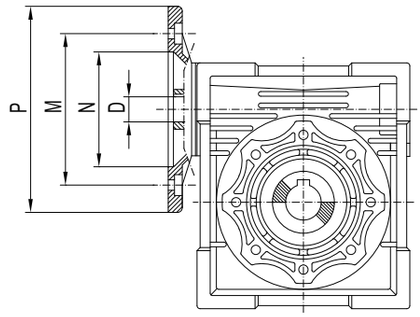

NMRV	PAM / IEC	N	M	P	D											
					5	7.5	10	15	20	25	30	40	50	60	80	100
025	56B14	50	65	80	9	9	9	9	9	-	9	9	9	9	-	-
030	63B5	95	115	140	11	11	11	11	11	11	11	11	11	-	-	-
	63B14	60	75	90												
	56B5	80	100	120	9	9	9	9	9	9	9	9	9	9	9	-
	56B14	50	65	80												
040	71B5	110	130	160	14	14	14	14	14	14	14	14	-	-	-	-
	71B14	70	85	105												
	63B5	95	115	140	11	11	11	11	11	11	11	11	11	11	11	11
	63B14	60	75	90												
	56B5	80	100	120	-	-	-	-	-	-	-	-	9	9	9	9
050	80B5	130	165	200	19	19	19	19	19	19	19	-	-	-	-	-
	80B14	80	100	120												
	71B5	110	130	160	14	14	14	14	14	14	14	14	14	14	14	-
	71B14	70	85	105												
	63B5	95	115	140	-	-	-	-	-	-	-	11	11	11	11	11
063	90B5	130	165	200	-	24	24	24	24	24	24	-	-	-	-	-
	90B14	95	115	140												
	80B5	130	165	200	-	19	19	19	19	19	19	19	19	19	-	-
	80B14	80	100	120												
	71B5	110	130	160	-	-	-	-	-	-	-	14	14	14	14	14
	71B14	70	85	105												
075	100/112B5	180	215	250	-	28	28	28	-	-	-	-	-	-	-	-
	100/112B14	110	130	160												
	90B5	130	165	200	-	24	24	24	24	24	24	24	-	-	-	-
	90B14	95	115	140												
	80B5	130	165	200	-	-	-	-	19	19	19	19	19	19	19	19
	80B14	80	100	120												
	71B5	110	130	160	-	-	-	-	-	-	-	-	14	14	14	14
090	100/112B5	180	215	250	-	28	28	28	28	28	28	-	-	-	-	-
	100/112B14	110	130	160												
	90B5	130	165	200	-	24	24	24	24	24	24	24	24	24	-	-
	90B14	95	115	140												
	80B5	130	165	200	-	-	-	-	-	-	-	19	19	19	19	19
	80B14	80	100	120												
110	132B5	230	265	300	-	38	38	38	38	-	-	-	-	-	-	-
	100/112B5	180	215	250	-	28	28	28	28	28	28	28	28	28	-	-
	90B5	130	165	200	-	-	-	-	-	24	24	24	24	24	24	24
	80B5	130	165	200	-	-	-	-	-	-	-	-	-	-	19	19
130	132B5	230	265	300	-	38	38	38	38	38	38	38	-	-	-	-
	100/112B5	180	215	250	-	-	-	-	-	28	28	28	28	28	28	28
	90B5	130	165	200	-	-	-	-	-	-	-	-	-	-	24	24
150	160B5	250	300	350	-	42	42	42	42	42	-	-	-	-	-	-
	132B5	230	265	300	-	-	-	-	38	38	38	38	38	38	-	-
	100/112B5	180	215	250	-	-	-	-	-	-	-	-	28	28	28	28

3.2 **组合方式** 3.2 ***Possible combinations***

NMRV		PC063		PC071		PC080			PC090		
	IEC	105/11	105/14	120/14	120/19	160/19	160/24	160/28	160/19	160/24	160/28
	i	i=2.93	i=2.93	i=2.94	i=2.94	i=3	i=3	i=3	i=2.45	i=2.45	i=2.45
040	25	■	■								
	30	■	■								
	40	■	■								
	50	■									
	60	■									
	80	■									
	100	■									
050	25		■	■	■						
	30		■	■	■						
	40	■	■	■							
	50	■	■	■							
	60	■	■	■							
	80	■	■	■							
	100	■									
063	25				■						
	30				■						
	40		■	■	■						
	50		■	■	■						
	60		■	■	■						
	80		■	■							
	100		■	■							
075	25				■	■	■		■	■	
	30				■	■	■		■	■	
	40				■	■	■		■	■	
	50			■	■	■			■		
	60			■	■	■			■		
	80			■	■	■			■		
	100			■	■	■			■		
090	25							■		■	■
	30						■	■		■	■
	40				■	■	■		■	■	
	50				■	■	■		■	■	
	60				■	■	■		■	■	
	80				■	■			■		
	100				■	■			■		
105 110	25						■	■		■	■
	30						■	■		■	■
	40						■	■		■	■
	50						■	■		■	■
	60						■	■		■	■
	80					■	■	■	■	■	
	100					■	■		■	■	
130	25							■			■
	30							■			■
	40							■			■
	50							■			■
	60							■			■
	80						■	■		■	■
	100						■	■		■	■

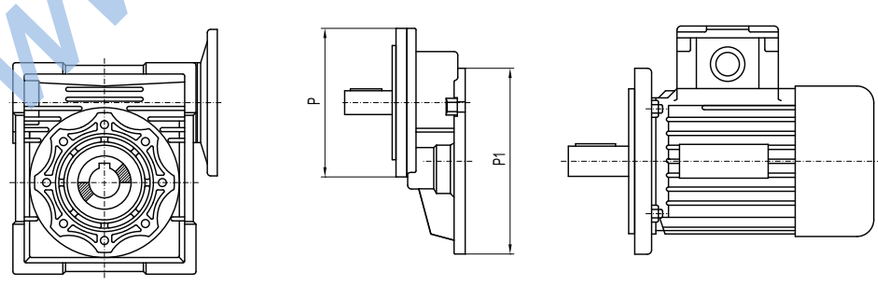

	P1	P	(P)
PC 063	63B5-140/11	105/11	(105/14)
PC 071	71B5-160/14	120/14	(120/19)
PC 080	80B5-200/19	160/19	(160/24)
			(160/28)
PC 090	90B5-200/24	160/24	(160/19)
			(160/28)

(. .) 根据用户要求定制
(. .) Only on request

6.0 安装方位

6.0 MOUNTING POSITIONS

6.1 *NMRV - NRV 安装方位*

6.1 *NMRV - NRV Mounting positions*

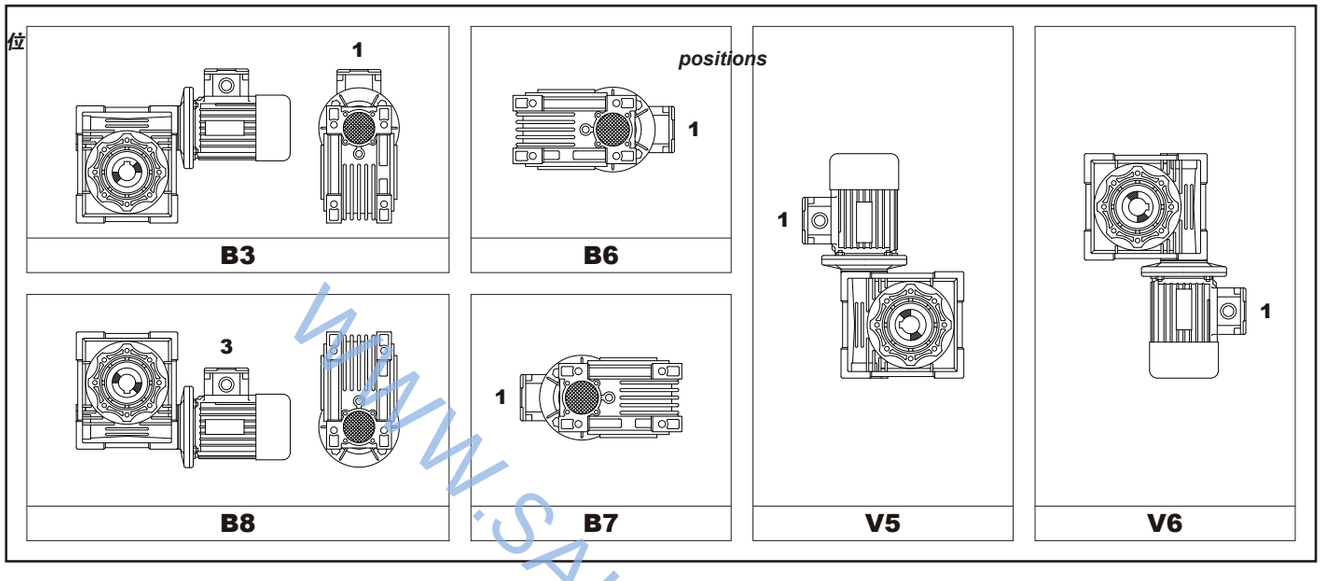

6.2 *PC+NMRV 安装方位*

6.2 *PC+NMRV Mounting positions*

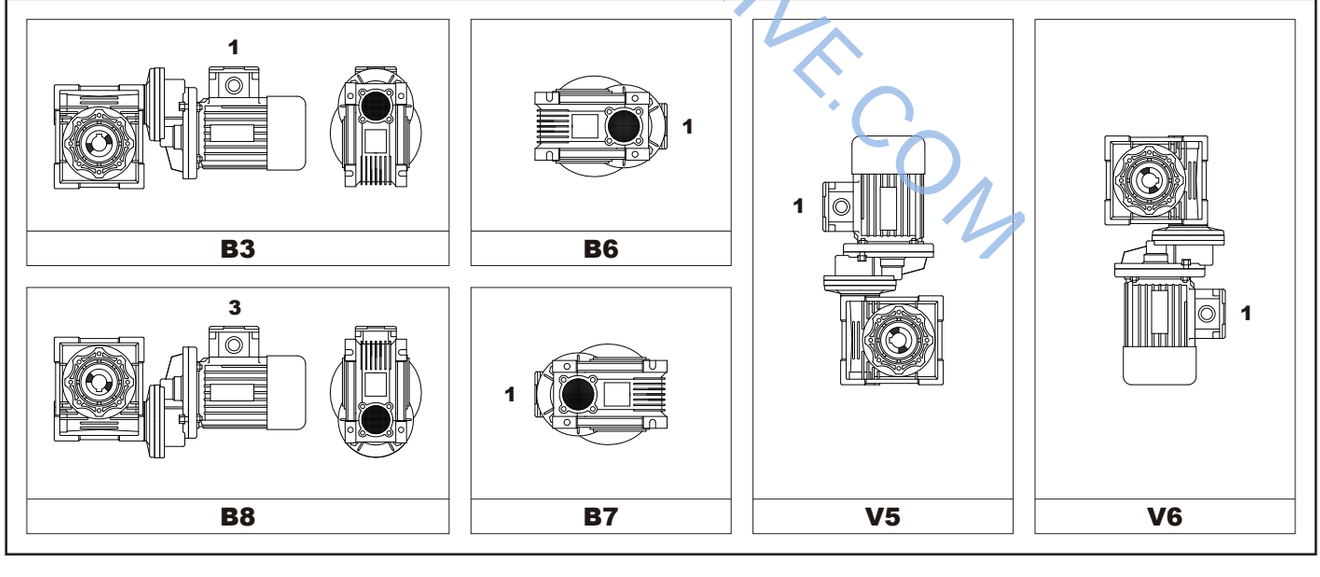

垂直安装时，请查看5页。
如无特殊说明，以B3为标准安装方式。
无相应的安装方式时，请与技术服务部联系。

For vertical positions,check with page 5.
Unless specified otherwise,fhe standard positions are B3.
For positions not envisaged,it is necessary to call our technical service.

6.3 *NMRV+NMRV - NRV+NMRV*
联接方式

6.3 *NMRV+NMRV - NRV+NMRV*
Execution

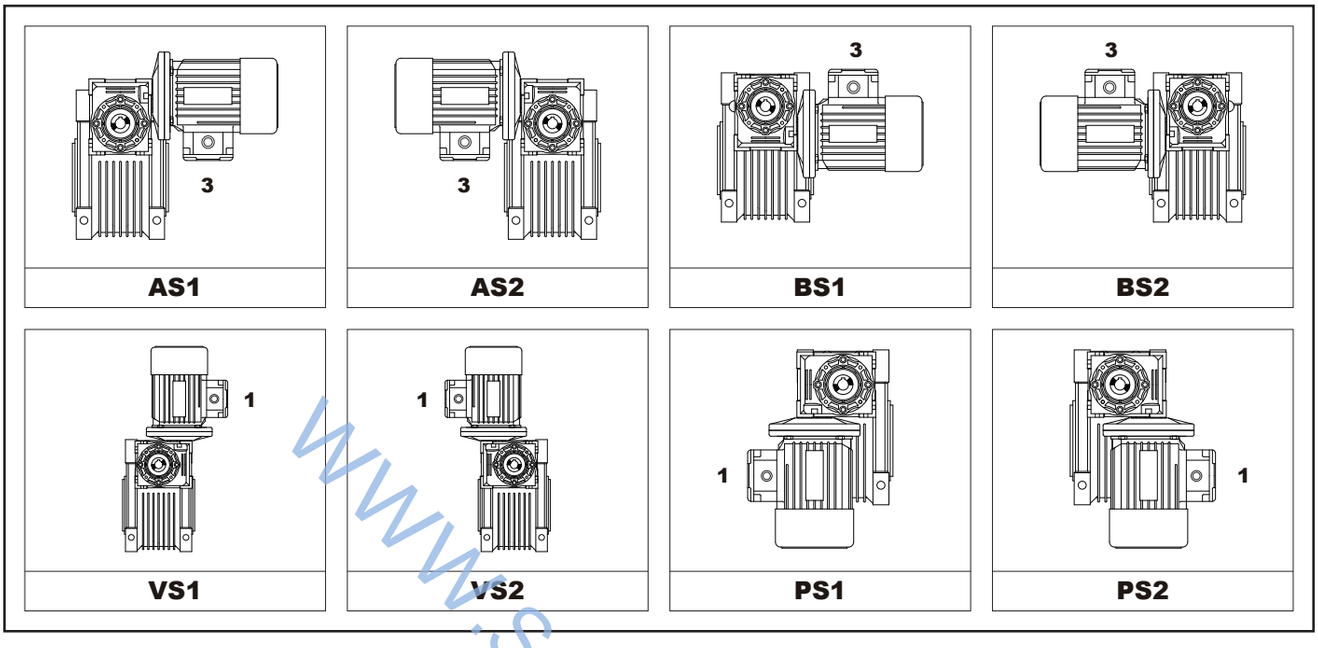

第一级和第二级减速器按上图方式组合，如在订货时没有特别说明，将按照BS2组合方式供货。第二级减速器实际的安装方式，参照23页的方位图。

The position of the 1st reducer with respect to the 2nd gear reducer on the version. Unless otherwise specified at the timeof the order, combination groups are supplied in version BS2. The specified mounting position refers to the 2nd gear reducer. See page 23 for the possible mounting positions.

6.4 *UDL(TXF)+NMRV*
安装方位

6.4 *UDL(TXF)+NMRV*
Mounting positions

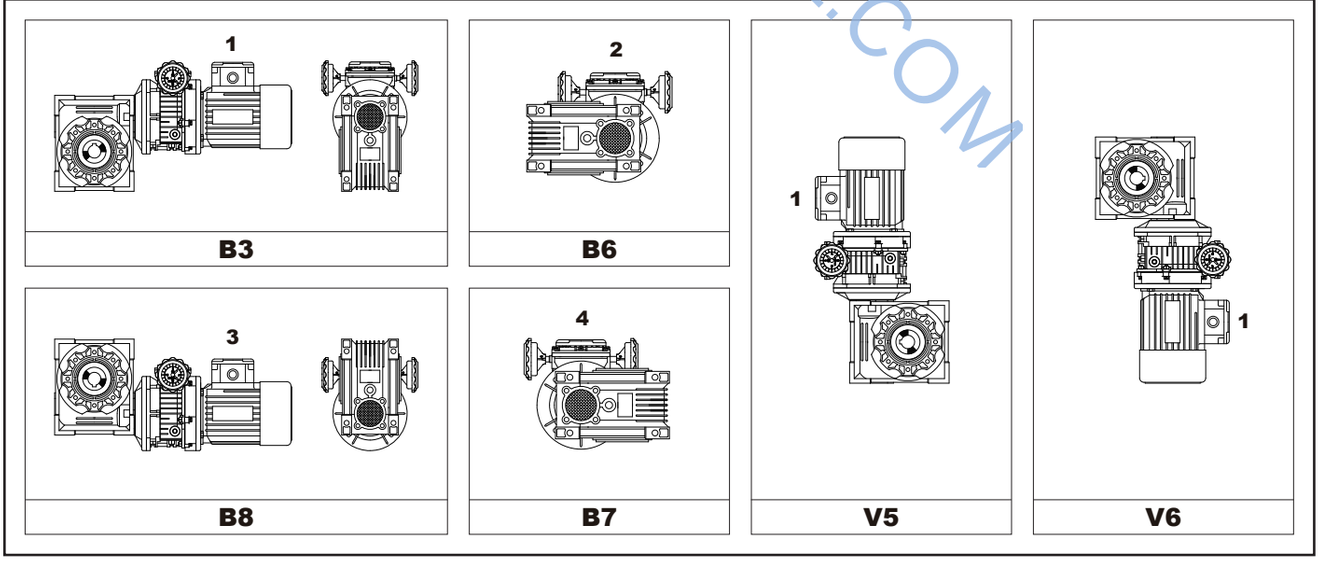

垂直安装时，请查看5页。
如无特殊说明，以B3为标准安装方式。
无相应的安装方式时，请与技术服务部联系。

For vertical positions,check with page 5.
Unless specified otherwise,fhe standard positions are B3.
For positions not envisaged,it is necessary to call our technical service.

7.0 附件位置图

7.1 *输出法兰位置*

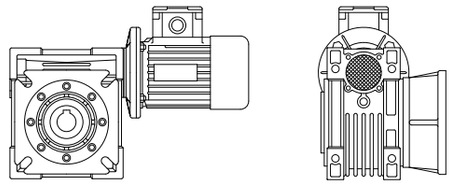

FA1,FB1,FC1,FD1, FE1

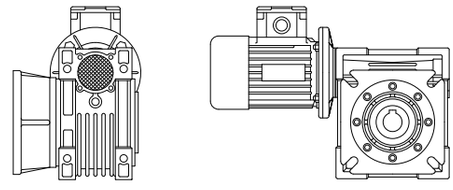

FA2,FB2,FC2,FD2, FE2

如没有特别说明，将按照如图F…1和B3安装方位的组合样式供货。

7.2 *电机接线盒方位*

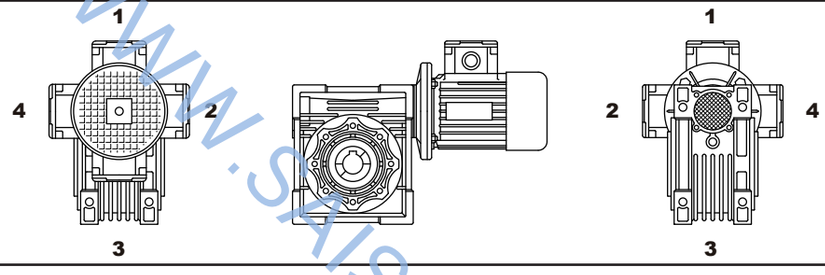

如对电机接线盒位置有特别要求，在下单时按图示注明方位。

7.3 *输出轴配置*

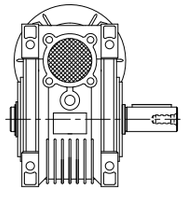

ASR

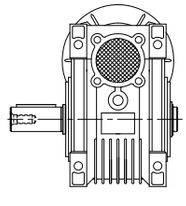

ASL

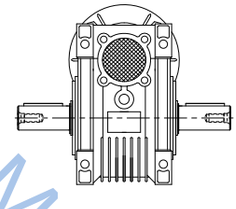

AB

如没有特别说明，将按照如图ASR和B3安装方位的组合样式供货。

7.4 *扭力臂配置*

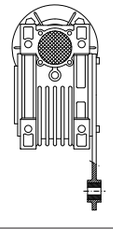

A1

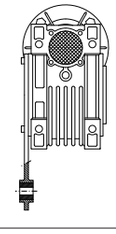

A2

如没有特别说明，将按照如图A1和B3安装方位的组合样式供货。

7.0 ACCESSORIES POSITIONS DIAGRAM

7.1 *Flange mounting side*

Unless specified otherwise,the reduction unit is supplied with the flange in pos. F…1 referred to position B3.

7.2 *POS. of terminal box*

In the case of specific requirements,when ordering,specify the position of the terminal box as show in the diagram.

7.3 *POS. of output shaft*

Unless specified otherwise,the reduction unit is supplied with the flange in pos. ASR referred to position B3.

7.4 *POS. of torque arm*

Unless specified otherwise,the reduction unit is supplied with the flange

7.5 ***双向输入轴***

7.5 ***Double extension worm shaft***

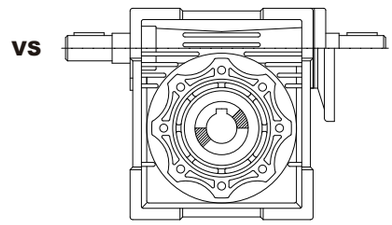

8.0 径向负荷

8.1 *径向负荷*

通过下列公式可计算轴上的承受重量：

$$F_{re} = \frac{2000 \cdot M \cdot f_z}{D} \leq F_{r1} \text{ 或 } F_{r2}$$

F_{re} = 轴所承受的径向负荷（N）
M = 扭矩（Nm）
D = 在轴上的传动元件之直径（mm）
F_r = 最大径向承受力（参考有关图表）（N）

f_z = 1.1 齿轮
1.4 链轮
1.7 V-带轮
2.5 平直带轮

当径向负荷没有作用在轴伸中点时，就需要用以下公式计算：

$$F_{re} \leq \frac{F_r \cdot a}{(b+x)} \leq F_{r1}\,max \text{ 或 } F_{r2}\,max$$

a ， b ， x：有关参数表见第27页

8.2 *径向负荷–技术说明*

轴所允许负载的负荷(N)可从相关的图表中查找或从已推出的减速器相关资料中查找。它包括了当负荷与主轴在同一中心线的计算，也有不在同心线的情况下的好几种可能角度和转向.

当径向与轴向负载同时存在时，最大的允许轴向负载值只是径向负载值的五分之一. 图表中所表示的是输出轴的最大承重量。

在日常操作中，绝对不可以超过图表的数值，因为关系到外壳的承受极限。在特殊情况下，如轴的负载重量必须要超过这本样本中的数值极限。请与技术人员联系并查阅使用说明书：负载指示，轴的旋转方向，应用种类。

8.0 RADIAL LOAD

8.1 *Radial load*

The radial load on the shaft is calculated with the following formula:

$$F_{re} = \frac{2000 \cdot M \cdot f_z}{D} \leq F_{r1} \text{ o } F_{r2}$$

F_{re} (N) Resulting radial load
M (Nm) Torque on the shaft
D (mm) Diameter of the transmission member mounted on the shaft
F_r (N) Value of the maximum admitted radial load (see relative tables)

f_z = 1,1 gear pinion
1,4 chain wheel
1,7 v-pulley
2,5 flat pulley

When the resulting radial load is not applied on the centre line of the shaft, it is necessary to calculate the effective load with the following formula:

$$F_{re} \leq \frac{F_r \cdot a}{(b+x)} \leq F_{r1}\,max \text{ o } F_{r2}\,max$$

a , b , x = values given in the tables on page 27

8.2 *Radial load-Technical descriptions*

The value of the admissible radial load (N) is given in the tables relating to the performance of the reduction unit at issue. It is related to the load applied on the centre line of the shaft and in the most unfavourableconditions of angle of application and direction of rotation.
The maximum admissible axial loads are 1/5 of the value of the given radial load when they are applied in combination with the radial load. The tables relating to the output shafts give the maximum admissible value.
This value must never be exceeded since it relates to the strength of the case. Particular conditions of radial load higher than the limits of the catalogue may occur. In this case, call our Technical Sevice and provide details on the application: direction of the load, direction of rotation of the shaft, type.

8.3 ***输出轴径向负荷***

8.3 ***Output shaft Radial load***

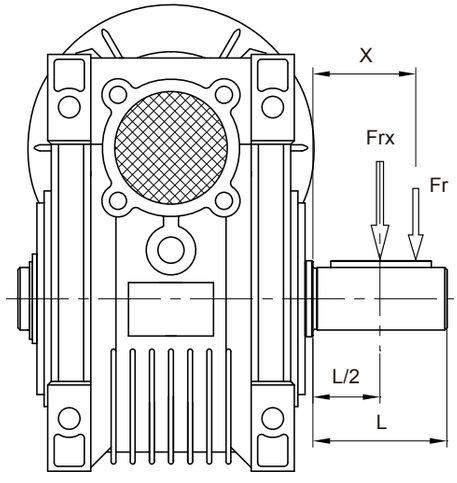

NMRV	025	030	040	050	063	075	090	105	110	130	150
a	50	65	84	101	120	131	162	176	176	188	215
b	38	50	64	76	95	101	122	136	136	148	174
F_{r2} max	1350	1830	3490	4840	6270	7380	8180	10320	12000	13500	18000

(*) 上述所有轴上的最大负载值是根据单转向并使用圆锥滚子轴承(非标)的前提下计算的。

具体的径向负载值可参见相关性能表 (F_{r2})

(*) Maximum axial load values admissible in only one direction with the use of a thrust bearing (on request).

The values of the admissible radial loads are given on the pages relating to performance (F_{r2})

8.4 ***输入轴径向负荷***

8.4 ***Input shaft radial load***

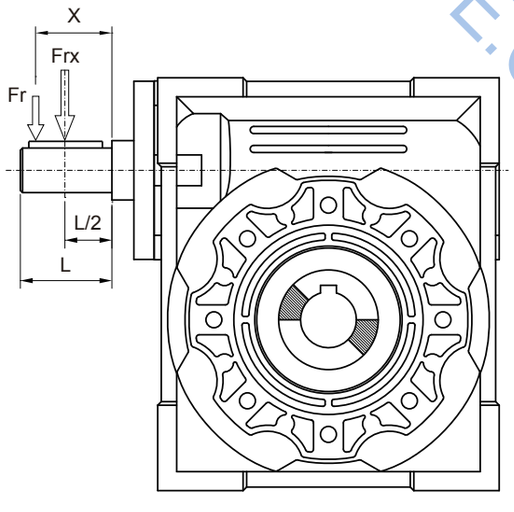

NRV	030	040	050	063	075	090	105/110	130	150
a	86	106	129	159	192	227	266	314	350
b	76	94.5	114	139	167	202	236	274	310
F_{r1} max	210	350	490	700	980	1270	1700	2100	2800

具体的径向负载值可参见相关性能表(F_{r1})

The values of the admissible radial loads are given on the pages relating to performance (F_{r1})

9.0 蜗杆减速器选型表
WORM-GEAR UNIT SELECTION CHARTS

9.1 ***NMRV, NMRV+NMRV, PC+NMRV 性能参数*** 9.1 ***NMRV, NMRV+NMRV, PC+NMRV*** *Performance*

P_1 (kW)	n_2 (min^{-1})	M_2 (Nm)	f.s.	i	减速器型号 Type		Fr_2 (N)	
0.06	280.0	1.8	6.2	5	***NMRV025***	***561-4***	439	61
	186.7	2.6	4.2	7.5			503	
	140	3.4	3.5	10			553	
	93.3	4.9	2.5	15			633	
	70	6.1	2	20			697	
	46.7	8.2	1.6	30			798	
	35	10	1.3	40			878	
	28	12	0.9	50			946	
	23.3	14	0.7	60			1006	
	180	2.7	4.8	5	***NMRV025***	***562-6***	509	61
	120	4	3.2	7.5			583	
	90	5.2	2.7	10			641	
	60	7.4	1.9	15			734	
	45	9.3	1.4	20			808	
	30	12	1.2	30			925	
	22.5	15	0.9	40			1018	
	18	18	0.7	50			1096	
	280	1.8	10.1	5	***NMRV030***	***561-4***	597	62
	186.7	2.6	6.9	7.5			683	
	140	3.4	5.4	10			752	
	93.3	4.7	3.8	15			861	
	70	6	3	20			948	
	56	7	3	25			1021	
	46.7	8	2.5	30			1085	
	35	9.7	1.9	40			1194	
	28	11	1.5	50			1286	
	23.3	13	1.3	60			1367	
	17.5	14	0.9	80			1504	
	15	18	0.9	60	***NMRV030***	***562-6***	1583	62
	14	25	1.3	100	***NMRV025/030***	***561-4***	1620	76
	9.3	32	0.9	150			1830	
	7	41	0.7	200			1830	
	5.6	44	0.8	250			1830	
	18	18	2.3	50	***NMRV040***	***562-6***	2868	63
	15	21	1.9	60			3047	
	11.3	24	1.4	80			3354	
	9	27	1.2	100			3490	
	4.7	59	1.2	300	***NMRV025/040***	***561-4***	3490	76
	3.5	71	0.9	400			3490	
	2.8	82	0.7	500			3490	
	2.3	101	0.6	600			3490	
	1.9	116	0.5	750			3490	
	1.6	143	0.5	900			3490	
	1.2	171	0.4	1200			3490	
	0.9	197	0.3	1500			3490	
	0.8	217	0.3	1800			3490	
	0.6	268	0.2	2400			3490	
	0.5	324	0.2	3000			3490	
	0.4	294	0.1	4000			3490	
	0.3	356	0.1	5000			3490	
	4.7	57	1.3	300	***NMRV030/040***	***561-4***	3490	77
	3.5	70	0.9	400			3490	
	2.8	96	0.6	500			3490	
	2.3	104	0.7	600			3490	

P_1 (kW)	n_2 (min^{-1})	M_2 (Nm)	f.s.	i	减速器型号 Type		Fr_2 (N)	
0.06	1.9	121	0.6	750	***NMRV030/040***	***561-4***	3490	77
	1.6	139	0.5	900			3490	
	1.2	166	0.4	1200			3490	
	0.9	196	0.4	1500			3490	
	0.8	218	0.3	1800			3490	
	0.58	261	0.2	2400			3490	
	0.4	300	0.2	3200			3490	
	0.4	279	0.1	4000			3490	
	0.28	338	0.1	5000			3490	
	1.6	141	1	900	***NMRV030/050***	***561-4***	4840	77
	1.2	169	0.7	1200			4840	
	0.93	199	0.7	1500			4840	
	0.78	222	0.7	1800			4840	
	0.6	266	0.5	2400			4840	
	0.5	307	0.4	3000			4840	
	0.35	288	0.3	4000			4840	
	0.29	311	0.3	4800			4840	
	0.9	204	1.1	1500	***NMRV030/063***	***561-4***	6270	77
	0.78	225	0.9	1800			6270	
	0.58	276	0.8	2400			6270	
	0.47	319	0.7	3000			6270	
	0.35	306	0.6	4000			6270	
	0.28	360	0.4	5000			6270	
	0.6	330	1.1	2400	***NMRV040/075***	***561-4***	7380	78
	0.47	377	0.8	3000			7380	
	0.35	355	0.7	4000			7380	
	0.28	419	0.5	5000			7380	
	0.5	406	1.4	3000	***NMRV040/090***	***561-4***	8180	78
	0.35	365	1.3	4000			8180	
	0.28	431	1	5000			8180	
0.09	280	2.7	4.1	5	***NMRV025***	***562-4***	439	61
	186.7	3.9	2.8	7.5			503	
	140	5.1	2.4	10			553	
	93.3	7.3	1.6	15			633	
	70	9.2	1.3	20			697	
	46.7	12	1.1	30			798	
	35	15	0.9	40			878	
	280	2.7	6.7	5	***NMRV030***	***562-4***	597	62
	186.7	3.9	4.6	7.5			683	
	140	5	3.6	10			752	
	93.3	7.1	2.5	15			861	
	70	9	2	20			948	
	56	10	2	25			1021	
	46.7	12	1.7	30			1085	
	35	14	1.2	40			1194	
	28	17	1	50			1286	
	23.3	19	0.9	60			1367	
	180	4.1	4.9	5	***NMRV030***	***631-6***	692	62
	120	5.9	3.4	7.5			792	
	90	7.6	2.6	10			871	
	60	11	1.9	15			997	
	45	13	1.5	20			1098	
	36	15	1.5	25			1183	
	30	17	1.2	30			1257	
	22.5	21	1	40			1383	
	18	24	0.7	50			1490	

P_1 (kW)	n_2 (min^{-1})	M_2 (Nm)	f.s.	i	减速器型号 Type		Fr_2 (N)	
0.09	14	38	0.8	100	***NMRV025/030***	***562-4***	1620	76
	9.3	49	0.6	150			1830	
	7	62	0.5	200			1830	
	5.6	66	0.5	250			1830	
	4.7	75	0.4	300			1830	
	3.5	107	0.3	400			1830	
	2.8	115	0.3	500			1830	
	2.3	135	0.2	600			1830	
	1.9	151	0.2	750			1830	
	1.6	178	0.2	900			1830	
	1.2	212	0.1	1200			1830	
	0.9	247	0.1	1500			1830	
	0.78	304	0.1	1800			1830	
	0.58	340	0.1	2400			1830	
	0.47	405	0.1	3000			1830	
	28	19	2	50	***NMRV040***	***562-4***	2475	63
	23.3	21	1.7	60			2630	
	17.5	26	1.3	80			2895	
	14	29	1	100			3118	
	30	19	2.6	30	***NMRV040***	***631-6***	2419	63
	22.5	24	1.9	40			2662	
	18	27	1.5	50			2868	
	15	31	1.3	60			3047	
	11.3	37	1	80			3354	
	9	41	0.8	100			3490	
	12.3	47	1.3	73.3	***PC063+NMRV040***	***631-6***	3283	72
	10.2	51	1.4	88			3488	
	7.7	62	1.1	117.3			3490	
	6.1	72	0.8	146.7			3490	
	5.1	79	0.7	176			3490	
	4.7	88	0.8	300	***NMRV030/040***	***562-4***	3490	77
	15	32	2.3	60	***NMRV050***	***631-6***	4183	64
	11.3	37	1.8	80			4604	
	9	42	1.3	100			4840	
	6.1	73	1.6	146.7	***PC063+NMRV050***	***631-6***	4840	72
	5.1	81	1.3	176			4840	
	3.8	94	0.9	234.6			4840	
	3	106	0.7	293.3			4840	
	3.5	107	1.2	400	***NMRV030/050***	***562-4***	4840	77
	2.8	123	1	500			4840	
	2.3	159	0.9	600			4840	
	1.9	185	0.8	750			4840	
	1.6	212	0.7	900			4840	
	3.8	99	1.7	234.6	***PC063+NMRV063***	***631-6***	6270	72
	3	109	1.4	293.3			6270	
	1.6	200	1	900	***NMRV030/063***	***562-4***	6270	77
	1.2	263	0.9	1200			6270	
	0.93	305	0.7	1500			6270	
	0.9	360	1.1	1500	***NMRV040/075***	***562-4***	7380	78
	0.78	404	1	1800			7380	
	0.58	496	0.7	2400			7380	
	0.5	609	0.9	3000	***NMRV040/090***	***562-4***	8180	78
	0.35	548	0.8	4000			8180	

P_1 (kW)	n_2 (min^{-1})	M_2 (Nm)	f.s.	i	减速器型号 Type		Fr_2 (N)	
0.12	280	3.6	5.1	5	***NMRV030***	***631-4***	597	62
	186.7	5.2	3.4	7.5			683	
	140	6.7	2.7	10			752	
	93.3	9.5	1.9	15			861	
	70	12	1.5	20			948	
	56	14	1.5	25			1021	
	46.7	16	1.3	30			1085	
	35	19	0.9	40			1194	
	28	23	0.8	50			1286	
	180	5.4	3.7	5	***NMRV030***	***632-6***	692	62
	120	7.9	2.5	7.5			792	
	90	10	2	10			871	
	60	14	1.4	15			997	
	45	18	1.1	20			1098	
	36	20	1.1	25			1183	
	30	23	0.9	30			1257	
	46.7	17	2.6	30	***NMRV040***	***631-4***	2087	63
	35	21	1.9	40			2298	
	28	25	1.5	50			2475	
	23.3	28	1.3	60			2630	
	17.5	34	1	80			2895	
	14	38	0.8	100			3118	
	30	25	1.9	30	***NMRV040***	***632-6***	2419	63
	22.5	32	1.4	40			2662	
	18	36	1.2	50			2868	
	15	41	0.9	60			3047	
	19.1	42	1.2	73.3	***PC063+NMRV040***	***631-4***	2833	72
	15.9	46	1.2	88			3011	
	11.9	57	0.9	117.3			3314	
	9.5	66	0.7	146.7			3490	
	7.9	74	0.6	176			3490	
	12.3	62	1	73.3	***PC063+NMRV040***	***632-6***	3283	72
	10.2	68	1.1	88			3488	
	7.7	83	0.8	117.3			3490	
	23.3	29	2.3	60	***NMRV050***	***631-4***	3610	64
	17.5	35	1.9	80			3973	
	14	40	1.4	100			4280	
	22.5	32	2.6	40	***NMRV050***	***632-6***	3654	64
	18	38	2	50			3936	
	15	42	1.7	60			4183	
	11.3	50	1.4	80			4604	
	9	56	1	100			4840	
	9.5	68	1.3	146.7	***PC063+NMRV050***	***631-4***	4840	72
	8	75	1.1	176			4840	
	5.8	88	0.8	234.6			4840	
	4.8	98	0.7	293.3			4840	
	12.3	63	1.7	73.3	***PC063+NMRV050***	***632-6***	4506	72
	10.2	70	2.1	88			4788	
	7.7	84	1.5	117.3			4840	
	6.1	97	1.2	146.7			4840	
	5.1	108	1	176			4840	
	3.8	125	0.7	234.6			4840	

P_1 (kW)	n_2 (min^{-1})	M_2 (Nm)	f.s.	i	减速器型号 Type		Fr_2 (N)	
0.12	4.7	119	1.2	300	***NMRV030/050***	***631-4***	4840	77
	3.5	142	0.9	400			4840	
	2.8	164	0.7	500			4840	
	6	92	1.5	234.6	***PC063+NMRV063***	***631-4***	6270	72
	4.8	103	1.2	293.3			6270	
	6.1	101	2.1	146.7	***PC063+NMRV063***	***632-6***	6270	72
	5.1	112	1.8	176			6270	
	3.8	131	1.3	234.6			6270	
	3.1	145	1	293.3			6270	
	2.8	171	1.3	500	***NMRV030/063***	***631-4***	6270	77
	2.3	208	1.1	600			6270	
	1.9	241	0.9	750			6270	
	1.6	325	1.2	900	***NMRV040/075***	***631-4***	7380	78
	1.2	399	0.9	1200			7380	
	0.8	547	0.9	1800	***NMRV040/090***	***631-4***	8180	78
	0.58	695	0.9	2400			8180	
	0.5	884	1.1	3000	***NMRV050/105***	***631-4***	10320	78
	0.35	784	1.0	4000			10320	
	0.28	928	0.76	5000			10320	
	0.5	884	1.2	3000	***NMRV050/110***	***631-4***	10320	79
	0.35	784	1	4000			10320	
	0.28	928	0.8	5000			10320	
0.18	280	5.3	3.4	5	***NMRV030***	***632-4***	597	62
	186.7	7.8	2.3	7.5			683	
	140	10	1.8	10			752	
	93.3	14	1.3	15			861	
	70	18	1	20			948	
	56	21	1	25			1021	
	46.7	24	0.8	30			1085	
	70	19	2	20	***NMRV040***	***632-4***	1824	63
	56	23	1.7	25			1964	
	46.7	26	1.7	30			2087	
	35	32	1.3	40			2298	
	28	38	1	50			2475	
	23.3	43	0.8	60			2630	
	45	29	1.5	20	***NMRV040***	***711-6***	2113	63
	36	34	1.3	25			2276	
	30	38	1.3	30			2419	
	22.5	47	1	40			2662	
	19.1	64	0.8	73.3	***PC063+NMRV040***	***632-4***	2833	72
	15.9	70	0.8	88			3011	
	11.9	85	0.6	117.3			3314	
	35	33	2.3	40	***NMRV050***	***632-4***	3153	64
	28	39	1.9	50			3397	
	23.3	43	1.6	60			3610	
	17.5	52	1.2	80			3973	
	14	60	0.9	100			4280	
	18	56	1.4	50	***NMRV050***	***711-6***	3936	64
	15	63	1.1	60			4183	
	11.3	75	0.9	80			4604	

P_1 (kW)	n_2 (min^{-1})	M_2 (Nm)	f.s.	i	减速器型号 Type		Fr_2 (N)	
0.18	19.1	64	1.4	73.3	***PC063+NMRV050***	***632-4***	3889	72
	15.9	71	1.5	88			4132	
	11.9	87	1.1	117.3			4548	
	9.5	101	0.9	146.7			4840	
	7.9	113	0.7	176			4840	
	5.8	133	0.6	234.6			4840	
	12.2	95	1.2	73.5	***PC071+NMRV050***	***711-6***	4506	73
	10.2	105	1.4	88.2			4788	
	7.7	126	1	117.6			4840	
	15	66	2.1	60	***NMRV063***	***711-6***	5467	65
	11.3	79	1.6	80			6018	
	9	90	1.4	100			6270	
	9.5	103	1.7	146.7	***PC063+NMRV063***	***632-4***	6270	72
	8	117	1.4	176			6270	
	5.8	159	1	234.6			6270	
	4.8	155	0.8	293.3			6270	
	12.4	97	2.2	73.5	***PC071+NMRV063***	***711-6***	5889	73
	10.2	107	2.4	88.2			6259	
	7.7	131	1.8	117.6			6270	
	6.1	152	1.4	147			6270	
	5.1	168	1.2	176.4			6270	
	3.8	197	0.9	235.2			6270	
	3.1	218	0.7	294			6270	
	3.5	222	1	400	***NMRV030/063***	***632-4***	6270	77
	2.8	257	0.8	500			6270	
	5.1	179	1.7	176.4	***PC071+NMRV075***	***711-6***	7380	73
	3.8	211	1.2	235.2			7380	
	3.1	235	1	294			7380	
	2.3	362	1.1	600	***NMRV040/075***	***632-4***	7380	78
	1.9	435	0.9	750			7380	
	1.6	487	0.8	900			7380	
	1.2	629	1	1200	***NMRV040/090***	***632-4***	8180	78
	0.93	735	0.8	1500			8180	
	0.8	861	1.3	1800	***NMRV050/105***	***632-4***	10320	78
	0.58	1113	0.9	2400			10320	
	0.8	861	1.5	1800	***NMRV050/110***	***632-4***	10320	79
	0.58	1113	1.1	2400			10320	
0.25	280	8	4.5	5	***NMRV040***	***711-4***	1149	63
	186.7	11	3.6	7.5			1315	
	140	14	2.8	10			1447	
	93.3	21	1.9	15			1657	
	70	27	1.5	20			1824	
	56	32	1.2	25			1964	
	46.7	36	1.3	30			2087	
	35	44	0.9	40			2298	
	180	12	3.5	5	***NMRV040***	***712-6***	1331	63
	120	17	2.6	7.5			1524	
	90	22	2	10			1677	
	60	31	1.4	15			1920	
	45	40	1.1	20			2113	
	36	48	0.9	25			2276	
	30	53	0.9	30			2419	

P_1 (kW)	n_2 (min^{-1})	M_2 (Nm)	f.s.	i	减速器型号 Type		Fr_2 (N)	
0.25	70	27	2.7	20	***NMRV050***	***711-4***	2503	64
	56	32	2.2	25			2696	
	46.7	37	2.3	30			2865	
	35	46	1.7	40			3153	
	28	54	1.4	50			3397	
	23.3	60	1.1	60			3610	
	17.5	72	0.9	80			3973	
	45	40	1.9	20	***NMRV050***	***712-6***	2900	64
	36	48	1.5	25			3124	
	30	54	1.7	30			3320	
	22.5	67	1.2	40			3654	
	18	78	1	50			3936	
	15	88	0.8	60			4183	
	19	88	1	73.5	***PC071+NMRV050***	***711-4***	3889	73
	15.9	98	1.1	88.2			4132	
	11.9	121	0.8	117.6			4548	
	28	56	2.4	50	***NMRV063***	***711-4***	4440	65
	23.3	63	2	60			4719	
	17.5	78	1.6	80			5193	
	14	87	1.4	100			5595	
	18	81	1.8	50	***NMRV063***	***712-6***	5145	65
	15	92	1.5	60			5467	
	11.3	110	1.2	80			6018	
	9	125	1	100			6270	
	19	91	1.8	73.5	***PC071+NMRV063***	***711-4***	5083	73
	15.9	100	2	88.2			5401	
	11.9	125	1.5	117.6			5945	
	9.5	143	1.2	147			6270	
	7.9	163	1	176.4			6270	
	6	192	0.7	235.2			6270	
	4.8	215	0.6	294			6270	
	12.4	135	1.6	73.5	***PC071+NMRV063***	***712-6***	5889	73
	10.2	148	1.8	88.2			6259	
	7.7	181	1.3	117.6			6270	
	6.1	211	1	147			6270	
	17.5	82	2.3	80	***NMRV075***	***711-4***	6130	66
	14	94	1.9	100			6603	
	11.3	117	1.7	80	***NMRV075***	***712-6***	7103	66
	9	133	1.4	100			7380	
	9.5	151	1.7	147	***PC071+NMRV075***	***711-4***	7380	73
	7.9	172	1.4	176.4			7380	
	6	201	1.1	235.2			7380	
	4.8	230	0.9	294			7380	
	12.4	139	2.4	73.5	***PC071+NMRV075***	***712-6***	6952	73
	10.2	155	2.5	88.2			7380	
	7.7	191	1.9	117.6			7380	
	6.1	219	1.5	147			7380	
	5.1	248	1.2	176.4			7380	
	3.5	336	1.1	400	***NMRV040/075***	***711-4***	7380	78
	2.8	384	0.8	500			7380	

P_1 (kW)	n_2 (min^{-1})	M_2 (Nm)	f.s.	i	减速器型号 Type		Fr_2 (N)	
0.25	5.1	263	1.9	176.4	*PC071+NMRV090*	*712-6*	8180	74
	3.8	318	1.4	235.2			8180	
	3.1	358	1.1	294			8180	
	2.3	512	1.2	600	*NMRV040/090*	*711-4*	8180	78
	1.9	598	0.9	750			8180	
	1.6	667	0.8	900			8180	
	1.2	943	1.1	1200	*NMRV050/105*	*711-4*	10320	78
	0.93	1064	1	1500			10320	
	0.78	1195	0.9	1800			10320	
	1.2	943	1.3	1200	*NMRV050/110*	*711-4*	10320	79
	0.93	1064	1.2	1500			10320	
	0.78	1195	1.1	1800			10320	
	0.6	1624	1	2400	*NMRV063/130*	*711-4*	13500	79
	0.47	1935	0.8	3000			13500	
	0.35	2046	0.6	4000			13500	
	0.28	2430	0.5	5000			13500	
	0.8	1199	1.8	1800	*NMRV063/150*	*711-4*	18000	79
	0.6	1446	1.8	2400			18000	
	0.5	1713	1.4	3000			18000	
	0.4	2026	0.9	4000			18000	
	0.3	2251	0.7	5000			18000	
0.37	280	11	3	5	*NMRV040*	*712-4*	1149	63
	186.7	16	2.4	7.5			1315	
	140	21	1.9	10			1447	
	93.3	31	1.3	15			1657	
	70	39	1	20			1824	
	56	47	0.8	25			1964	
	46.7	53	0.8	30			2087	
	140	22	3.3	10	*NMRV050*	*712-4*	1987	64
	93.3	31	2.4	15			2274	
	70	40	1.8	20			2503	
	56	48	1.5	25			2696	
	46.7	55	1.5	30			2865	
	35	68	1.1	40			3153	
	28	80	0.9	50			3397	
	23.3	89	0.8	60			3610	
	180	17	4.3	5	*NMRV050*	*801-6*	1827	64
	120	25	3.3	7.5			2091	
	90	33	2.5	10			2302	
	60	47	1.8	15			2635	
	45	60	1.3	20			2900	
	36	72	1	25			3124	
	30	80	1.1	30			3320	
	35	71	2.1	40	*NMRV063*	*712-4*	4122	65
	28	83	1.6	50			4440	
	23.3	94	1.4	60			4719	
	17.5	115	1.1	80			5193	
	14	129	0.9	100			5595	

P_1 (kW)	n_2 (min^{-1})	M_2 (Nm)	f.s.	i	减速器型号 Type		Fr_2 (N)	
0.37	45	60	2.4	20	***NMRV063***	***801-6***	3791	65
	36	74	1.9	25			4084	
	30	82	2.1	30			4339	
	22.5	102	1.6	40			4776	
	18	120	1.2	50			5145	
	15	137	1	60			5467	
	19	134	1.2	73.5	***PC071+NMRV063***	***712-4***	5083	73
	15.9	148	1.4	88.2			5401	
	11.9	185	1	117.6			5945	
	9.5	212	0.8	147			6270	
	23.3	98	2	60	***NMRV075***	***712-4***	5569	66
	17.5	121	1.6	80			6130	
	14	139	1.3	100			6603	
	18	126	1.8	50	***NMRV075***	***801-6***	6073	66
	15	144	1.5	60			6453	
	11.3	173	1.2	80			7103	
	9	196	1	100			7380	
	19	138	1.8	73.5	***PC071+NMRV075***	***712-4***	6000	73
	15.9	154	1.9	88.2			6375	
	11.9	191	1.5	117.6			7017	
	9.5	223	1.1	147			7380	
	7.9	254	0.9	176.4			7380	
	12	206	1.6	75	***PC080+NMRV075***	***801-6***	6952	74
	10	230	1.7	90			7380	
	7.5	283	1.3	120			7380	
	6	324	1	150			7380	
	4.7	405	1	300	***NMRV040/075***	***712-4***	7380	78
	3.5	498	0.7	400			7380	
	11.3	185	1.7	80	***NMRV090***	***801-6***	7859	67
	9	212	1.3	100			8180	
	7.9	268	1.5	176.4	***PC071+NMRV090***	***712-4***	8180	74
	6	321	1.1	235.2			8180	
	4.8	371	0.9	294			8180	
	6	347	1.6	150	***PC080+NMRV090***	***801-6***	8180	74
	5	389	1.3	180			8180	
	3.8	471	1	240			8180	
	4.7	402	1.5	300	***NMRV040/090***	***712-4***	8180	78
	3.5	523	1.2	400			8180	
	2.8	611	0.9	500			8180	
	2.3	757	0.8	600			8180	
	3.8	509	1.5	240	***PC080+NMRV105***	***801-6***	10320	75
	3	577	1.2	300			10320	
	1.9	950	1.2	750	***NMRV050/105***	***712-4***	10320	78
	1.6	1079	1	900			10320	
	1.2	1396	0.7	1200			10320	
	3.8	509	1.6	240	***PC080+NMRV110***	***801-6***	10320	75
	3	577	1.3	300			10320	
	1.9	950	1.3	750	***NMRV050/110***	***712-4***	10320	79
	1.6	1079	1.2	900			10320	
	1.2	1396	0.8	1200			10320	

P_1 (kW)	n_2 (min^{-1})	M_2 (Nm)	f.s.	i	减速器型号 Type		Fr_2 (N)	
0.37	0.9	1674	1.1	1500	***NMRV063/130***	***712-4***	13500	79
	0.78	1887	0.9	1800			13500	
	0.8	1775	1.2	1800	***NMRV063/150***	***712-4***	18000	79
	0.6	2141	1.2	2400			18000	
	0.5	2535	0.9	3000			18000	
0.55	280	17	3.7	5	***NMRV050***	***801-4***	1577	64
	186.7	25	2.9	7.5			1805	
	140	32	2.2	10			1987	
	93.3	46	1.6	15			2274	
	70	59	1.2	20			2503	
	56	71	1	25			2696	
	46.7	81	1	30			2865	
	120	38	2.2	7.5	***NMRV050***	***802-6***	2091	64
	90	49	1.7	10			2302	
	60	69	1.2	15			2635	
	45	89	0.9	20			2900	
	70	61	2.2	20	***NMRV063***	***801-4***	3272	65
	56	73	1.8	25			3524	
	46.7	83	1.9	30			3745	
	35	105	1.4	40			4122	
	28	124	1.1	50			4440	
	23.3	140	0.9	60			4719	
	60	71	2.2	15	***NMRV063***	***802-6***	3444	65
	45	90	1.6	20			3791	
	36	109	1.3	25			4084	
	30	123	1.4	30			4339	
	22.5	152	1.1	40			4776	
	35	108	2	40	***NMRV075***	***801-4***	4865	66
	28	129	1.6	50			5241	
	23.3	146	1.4	60			5569	
	17.5	180	1.1	80			6130	
	14	206	0.9	100			6603	
	30	128	2	30	***NMRV075***	***802-6***	5122	66
	22.5	159	1.5	40			5637	
	18	187	1.2	50			6073	
	15	214	1	60			6453	
	18.7	205	1.2	75	***PC080+NMRV075***	***801-4***	6000	74
	15.6	230	1.3	90			6375	
	11.7	284	1	120			7017	
	9.3	332	0.8	150			7380	
	12	306	1.1	75	***PC080+NMRV075***	***802-6***	6952	74
	10	341	1.1	90			7380	
	17.5	189	1.5	80	***NMRV090***	***801-4***	6783	67
	14	221	1.2	100			7306	
	18	198	2	50	***NMRV090***	***802-6***	6719	67
	15	224	1.6	60			7140	
	11.3	275	1.1	80			7859	
	9	315	0.9	100			8180	
	15.6	240	2.3	90	***PC080+NMRV090***	***801-4***	7054	74
	11.7	297	1.6	120			7764	
	9.3	355	1.3	150			8180	
	7.8	398	1	180			8180	

P_1 (kW)	n_2 (min^{-1})	M_2 (Nm)	f.s.	i	减速器型号 Type		Fr_2 (N)	
0.55	10	357	2	90	***PC080+NMRV090***	***802-6***	8174	74
	7.5	441	1.4	120			8180	
	6	516	1.1	150			8180	
	5	578	0.9	180			8180	
	17.5	201	2.4	80	***NMRV105***	***801-4***	8571	68
	14	236	1.9	100			9232	
	11.3	294	1.8	80	***NMRV105***	***802-6***	9931	68
	9	338	1.4	100			10320	
	7.8	425	1.7	180	***PC080+NMRV105***	***801-4***	10320	75
	5.8	513	1.2	240			10320	
	4.7	597	1	300			10320	
	7.5	462	2.2	120	***PC080+NMRV105***	***802-6***	10320	75
	6	552	1.8	150			10320	
	5	620	1.5	180			10320	
	3.8	756	1	240			10320	
	4.7	639	1.7	300	***NMRV050/105***	***801-4***	10320	78
	3.5	826	1.2	400			10320	
	2.8	984	1	500			10320	
	2.3	1181	0.9	600			10320	
	1.9	1411	0.8	750			10320	
	17.5	201	2.6	80	***NMRV110***	***801-4***	8571	69
	14	236	2	100			9232	
	11.3	294	1.9	80	***NMRV110***	***802-6***	9931	69
	9	338	1.5	100			10320	
	7.8	425	1.8	180	***PC080+NMRV110***	***801-4***	10320	75
	5.8	513	1.3	240			10320	
	4.7	597	1	300			10320	
	7.5	462	2.6	120	***PC080+NMRV110***	***802-6***	10320	75
	6	552	2	150			10320	
	5	620	1.6	180			10320	
	3.8	756	1.1	240			10320	
	4.7	639	2	300	***NMRV050/110***	***801-4***	10320	79
	3.5	826	1.4	400			10320	
	2.8	984	1.1	500			10320	
	2.3	1181	1	600			10320	
	1.9	1411	0.9	750			10320	
	3.8	756	1.6	240	***PC080+NMRV130***	***802-6***	13500	75
	3	858	1.3	300			13500	
	2.8	996	1.6	500	***NMRV063/130***	***801-4***	13500	79
	1.9	1471	1.2	750			13500	
	1.2	2132	0.8	1200			13500	
	0.8	2638	0.8	1800	***NMRV063/150***	***801-4***	18000	79
	0.6	3182	0.8	2400			18000	
0.75	280	23	2.7	5	***NMRV050***	***802-4***	1577	64
	186.7	34	2.1	7.5			1805	
	140	44	1.6	10			1987	
	93.3	63	1.2	15			2274	
	70	81	0.9	20			2503	

P_1 (kW)	n_2 (min^{-1})	M_2 (Nm)	f.s.	i	减速器型号 Type		Fr_2 (N)	
0.75	93.3	64	2.2	15	***NMRV063***	***802-4***	2973	65
	70	83	1.6	20			3272	
	56	100	1.3	25			3524	
	46.7	114	1.4	30			3745	
	35	143	1	40			4122	
	120	52	2.9	7.5	***NMRV063***	***90S-6***	2734	65
	90	68	2.3	10			3009	
	60	97	1.6	15			3444	
	45	123	1.2	20			3791	
	36	149	0.9	25			4084	
	30	167	1	30			4339	
	56	102	2	25	***NMRV075***	***802-4***	4160	66
	46.7	117	2	30			4421	
	35	147	1.5	40			4865	
	28	177	1.2	50			5241	
	23.3	200	1	60			5569	
	60	98	2.4	15	***NMRV075***	***90S-6***	4065	66
	45	126	1.9	20			4474	
	36	153	1.4	25			4820	
	30	174	1.5	30			5122	
	22.5	216	1.1	40			5637	
	18.7	280	0.9	75	***PC080+NMRV075***	***802-4***	6000	74
	15.6	313	1	90			6375	
	28	184	1.8	50	***NMRV090***	***802-4***	5799	67
	23.3	212	1.5	60			6163	
	17.5	258	1.1	80			6783	
	14	302	0.9	100			7306	
	30	179	2.6	30	***NMRV090***	***90S-6***	5667	67
	22.5	226	1.8	40			6238	
	18	271	1.4	50			6719	
	15	306	1.1	60			7140	
	15.6	327	1.7	90	***PC080+NMRV090***	***802-4***	7054	74
	11.7	405	1.2	120			7764	
	9.3	483	0.9	150			8180	
	7.8	543	0.7	180			8180	
	17.5	274	1.8	80	***NMRV105***	***802-4***	8571	68
	14	322	1.4	100			9232	
	15	325	1.9	60	***NMRV105***	***90S-6***	9023	68
	11.3	401	1.3	80			9931	
	9	462	1.1	100			10320	
	11.7	430	1.9	120	***PC080+NMRV105***	***802-4***	9811	75
	9.3	506	1.6	150			10320	
	7.8	580	1.2	180			10320	
	5.8	700	0.9	240			10320	
	12.2	393	2.8	73.5	***PC090+NMRV105***	***90S-6***	9614	75
	9.2	508	2	98			10320	
	7.3	607	1.6	122.5			10320	
	6.1	682	1.3	147			10320	
	4.6	832	0.9	196			10320	
	4.7	871	1.3	300	***NMRV050/105***	***802-4***	10320	78
	3.5	1126	0.9	400			10320	

P_1 (kW)	n_2 (min^{-1})	M_2 (Nm)	f.s.	i	减速器型号 Type		Fr_2 (N)	
0.75	17.5	274	1.9	80	***NMRV110***	***802-4***	8571	69
	14	322	1.5	100			9232	
	15	325	2.1	60	***NMRV110***	***90S-6***	9023	69
	11.3	401	1.4	80			9931	
	9	462	1.1	100			10320	
	11.7	430	2.2	120	***PC080+NMRV110***	***802-4***	9811	75
	9.3	506	1.7	150			10320	
	7.8	580	1.3	180			10320	
	5.8	700	0.9	240			10320	
	12.2	393	3.2	73.5	***PC090+NMRV110***	***90S-6***	9614	75
	9.2	508	2.3	98			10320	
	7.3	607	1.8	122.5			10320	
	6.1	682	1.5	147			10320	
	4.6	832	1	196			10320	
	4.7	871	1.5	300	***NMRV050/110***	***802-4***	10320	79
	3.5	1126	1.1	400			10320	
	11.3	407	2.1	80	***NMRV130***	***90S-6***	12989	70
	9	470	1.7	100			13500	
	5.8	712	1.4	240	***PC080+NMRV130***	***802-4***	13500	75
	4.7	813	1.1	300			13500	
	12.2	399	4.4	73.5	***PC090+NMRV130***	***90S-6***	12575	75
	9.2	508	3.2	98			13500	
	7.3	607	2.6	122.5			13500	
	6.1	682	2.1	147			13500	
	4.6	832	1.5	196			13500	
	3.7	944	1.2	245			13500	
	2.8	1358	1.1	500	***NMRV063/130***	***802-4***	13500	79
	2.3	1631	1	600			13500	
	1.9	2005	0.9	750			13500	
	1.6	2283	0.8	900			13500	
	2.8	1291	1.8	500	***NMRV063/150***	***802-4***	18000	79
	2.3	1529	1.7	600			18000	
	1.9	1783	1.3	750			18000	
	1.6	2215	0.9	900			18000	
	1.2	2680	1	1200			18000	
1.10	120	76	2	7.5	***NMRV063***	***90L-6***	2734	65
	90	99	1.5	10			3009	
	60	142	1.1	15			3444	
	45	180	0.8	20			3791	
	186.7	50	2.6	7.5	***NMRV063***	***90S-4***	2359	65
	140	65	2	10			2597	
	93.3	93	1.5	15			2973	
	70	122	1.1	20			3272	
	56	146	0.9	25			3524	
	46.7	167	1	30			3745	
	90	100	2.3	10	***NMRV075***	***90L-6***	3551	66
	60	144	1.6	15			4065	
	45	184	1.3	20			4474	
	36	225	1	25			4820	
	30	256	1	30			5122	

P_1 (kW)	n_2 (min^{-1})	M_2 (Nm)	f.s.	i	减速器型号 Type		Fr_2 (N)	
1.10	93.3	96	2.1	15	***NMRV075***	***90S-4***	3509	66
	70	123	1.7	20			3862	
	56	150	1.3	25			4160	
	46.7	171	1.3	30			4421	
	35	216	1	40			4865	
	36	231	1.6	25	***NMRV090***	***90L-6***	5333	67
	30	263	1.8	30			5667	
	22.5	331	1.2	40			6238	
	18	397	1	50			6719	
	15	448	0.8	60			7140	
	35	225	1.6	40	***NMRV090***	***90S-4***	5383	67
	28	270	1.3	50			5799	
	23.3	311	1	60			6163	
	22.5	345	2	40	***NMRV105***	***90L-6***	7882	68
	18	414	1.6	50			8491	
	15	476	1.3	60			9023	
	11.3	588	0.9	80			9931	
	28	281	2.1	50	***NMRV105***	***90S-4***	7328	68
	23.3	324	1.7	60			7787	
	17.5	402	1.2	80			8571	
	14	473	1	100			9232	
	12.2	576	1.9	73.5	***PC090+NMRV105***	***90L-6***	9614	75
	9.2	746	1.4	98			10320	
	7.3	890	1.1	122.5			10320	
	6.1	1000	0.9	147			10320	
	19	392	2.2	73.5	***PC090+NMRV105***	***90S-4***	8298	75
	14.3	508	1.6	98			9133	
	11.4	599	1.3	122.5			9838	
	9.5	686	1	147			10320	
	7.1	828	0.8	196			10320	
	22.5	345	2.3	40	***NMRV110***	***90L-6***	7882	69
	18	414	1.8	50			8491	
	15	476	1.4	60			9023	
	11.3	588	1	80			9931	
	28	281	2.3	50	***NMRV110***	***90S-4***	7328	69
	23.3	324	1.9	60			7787	
	17.5	402	1.3	80			8571	
	14	473	1	100			9232	
	12.2	576	2.2	73.5	***PC090+NMRV110***	***90L-6***	9614	75
	9.2	746	1.6	98			10320	
	7.3	890	1.2	122.5			10320	
	6.1	1000	1	147			10320	
	19	392	2.5	73.5	***PC090+NMRV110***	***90S-4***	8298	75
	14.3	508	1.8	98			9133	
	11.4	599	1.5	122.5			9838	
	9.5	686	1.1	147			10320	
	7.1	828	0.8	196			10320	
	11.3	598	1.4	80	***NMRV130***	***90L-6***	12989	70
	9	689	1.1	100			13500	
	17.5	408	2.1	80	***NMRV130***	***90S-4***	11210	70
	14	480	1.5	100			12076	

P_1 (kW)	n_2 (min^{-1})	M_2 (Nm)	f.s.	i	减速器型号 Type		Fr_2 (N)	
1.10	12.2	585	3	73.5	***PC090+NMRV130***	***90L-6***	12575	75
	9.2	746	2.2	98			13500	
	7.3	890	1.7	122.5			13500	
	6.1	1000	1.4	147			13500	
	4.6	1220	1	196			13500	
	19	398	3.5	73.5	***PC090+NMRV130***	***90S-4***	10853	75
	14.3	508	2.6	98			11945	
	11.4	608	2	122.5			12868	
	9.5	686	1.6	147			13500	
	7.1	843	1.2	196			13500	
	5.7	962	0.9	245			13500	
	4.7	1312	1.3	300	***NMRV063/130***	***90S-4***	13500	79
	3.5	1671	1	400			13500	
	2.8	1991	0.8	500			13500	
	9.3	753	3.1	150	***NMRV063/150***	***90S-4***	18000	79
	7	966	2.4	200			18000	
	5.6	1175	1.7	250			18000	
	4.7	1364	1.7	300			18000	
	3.5	1619	1.6	400			18000	
	2.8	1893	1.2	500			18000	
	2.3	2242	1.2	600			18000	
	1.9	2616	0.9	750			18000	
1.50	186.7	68	1.9	7.5	***NMRV063***	***90L-4***	2359	65
	140	89	1.5	10			2597	
	93.3	127	1.1	15			2973	
	70	166	0.8	20			3272	
	120	105	2	7.5	***NMRV075***	***100L-6***	3227	66
	90	137	1.7	10			3551	
	60	196	1.2	15			4065	
	140	90	2.2	10	***NMRV075***	***90L-4***	3065	66
	93.3	130	1.5	15			3509	
	70	168	1.3	20			3862	
	56	205	1	25			4160	
	46.7	233	1	30			4421	
	90	138	2.7	10	***NMRV090***	***100L-6***	3929	67
	60	201	2.1	15			4498	
	45	258	1.5	20			4951	
	36	314	1.2	25			5333	
	30	358	1.3	30			5667	
	70	172	2.1	20	***NMRV090***	***90L-4***	4273	67
	56	210	1.6	25			4603	
	46.7	239	1.7	30			4891	
	35	307	1.2	40			5383	
	28	368	0.9	50			5799	
	23.3	424	0.8	60			6163	
	45	264	2.4	20	***NMRV105***	***100L-6***	6256	68
	36	322	2	25			6739	
	30	363	2	30			7161	
	22.5	471	1.5	40			7882	
	18	565	1.2	50			8491	
	15	649	1	60			9023	
	35	319	1.9	40	***NMRV105***	***90L-4***	6803	68
	28	384	1.6	50			7328	
	23.3	442	1.3	60			7787	
	17.5	548	0.9	80			8571	

P_1 (kW)	n_2 (min^{-1})	M_2 (Nm)	f.s.	i	减速器型号 Type		Fr_2 (N)	
1.50	19.3	535	1.6	73	***PC090+NMRV105***	***90L-4***	8298	
	14.5	693	1.2	96.8			9133	
	11.6	817	1	121			9838	
	9.6	936	0.8	145.2			10320	
	45	264	2.7	20	***NMRV110***	***100L-6***	6256	
	36	322	2.4	25			6739	
	30	363	2.3	30			7161	
	22.5	471	1.7	40			7882	
	18	565	1.3	50			8491	
	15	649	1.1	60			9023	
	35	319	2.2	40	***NMRV110***	***90L-4***	6803	
	28	384	1.7	50			7328	
	23.3	442	1.4	60			7787	
	17.5	548	0.9	80			8571	
	19	535	1.9	73.5	***PC090+NMRV110***	***90L-4***	8298	
	14.3	693	1.3	98			9133	
	11.4	817	1.1	122.5			9838	
	9.5	936	0.8	147			10320	
	22.5	478	2.3	40	***NMRV130***	***100L-6***	10309	
	18	573	1.8	50			11105	
	15	659	1.4	60			11801	
	11.3	815	1.1	80			12989	
	17.5	557	1.5	80	***NMRV130***	***90L-4***	11210	
	14	655	1.1	100			12076	
	19	542	2.6	73.5	***PC090+NMRV130***	***90L-4***	10853	
	14.3	693	1.9	98			11945	
	11.4	830	1.5	122.5			12868	
	9.5	936	1.1	147			13500	
	7.1	1149	0.8	196			13500	
	4.7	1789	1	300	***NMRV063/130***	***90L-4***	13500	
	3.5	2279	0.7	400			13500	
	9.3	1026	2.3	150	***NMRV063/150***	***90L-4***	18000	
	7	1317	1.8	200			18000	
	5.6	1602	1.3	250			18000	
	4.7	1860	1.3	300			18000	
	3.5	2208	1.2	400			18000	
	2.8	2582	0.9	500			18000	
	2.3	3057	0.9	600			18000	
2.20	186.7	100	1.8	7.5	***NMRV075***	***100L1-4***	2785	
	140	132	1.5	10			3065	
	93.3	191	1	15			3509	
	186.7	101	2.9	7.5	***NMRV090***	***100L1-4***	3081	
	140	134	2.3	10			3391	
	93.3	194	1.9	15			3882	
	70	252	1.4	20			4273	
	56	308	1.1	25			4603	
	46.7	351	1.2	30			4891	
	120	156	2.2	7.5	***NMRV090***	***112M-6***	3570	
	90	203	1.8	10			3929	
	60	294	1.4	15			4498	
	45	378	1	20			4951	

P_1 (kW)	n_2 (min^{-1})	M_2 (Nm)	f.s.	i	减速器型号 Type		Fr_2 (N)	
2.20	70	255	2.2	20	***NMRV105***	***100L1-4***	5399	68
	56	315	1.9	25			5816	
	46.7	356	1.8	30			6181	
	35	468	1.3	40			6803	
	28	563	1.1	50			7328	
	23.3	648	0.9	60			7787	
	90	205	3	10	***NMRV105***	***112M-6***	4965	68
	60	298	2.2	15			5684	
	45	388	1.6	20			6256	
	36	473	1.4	25			6739	
	30	532	1.4	30			7161	
	70	255	2.5	20	***NMRV110***	***100L1-4***	5399	69
	56	315	2.2	25			5816	
	46.7	356	2	30			6181	
	35	468	1.5	40			6803	
	28	563	1.2	50			7328	
	23.3	648	1	60			7787	
	90	205	3.5	10	***NMRV110***	***112M-6***	4965	69
	60	298	2.6	15			5684	
	45	388	1.9	20			6256	
	36	473	1.6	25			6739	
	30	532	1.6	30			7161	
	35	468	2.2	40	***NMRV130***	***100L1-4***	8897	70
	28	563	1.7	50			9584	
	23.3	648	1.4	60			10185	
	17.5	816	1	80			11210	
	36	479	2.2	25	***NMRV130***	***112M-6***	8814	70
	30	546	2.1	30			9366	
	22.5	700	1.6	40			10309	
	18	840	1.2	50			11105	
	15	966	1	60			11801	
	28	570	2.5	50	***NMRV150***	***100L1-4***	13103	71
	23.3	657	1.9	60			13924	
	17.5	816	1.4	80			15325	
	14	960	1	100			16508	
3.00	186.7	137	1.4	7.5	***NMRV075***	***100L2-4***	2785	66
	140	180	1.1	10			3065	
	93.3	261	0.8	15			3509	
	186.7	138	2.1	7.5	***NMRV090***	***100L2-4***	3081	67
	140	182	1.7	10			3391	
	93.3	264	1.4	15			3882	
	70	344	1	20			4273	
	56	420	0.8	25			4603	
	46.7	479	0.9	30			4891	
	93.3	264	2.2	15	***NMRV105***	***100L2-4***	4905	68
	70	348	1.6	20			5399	
	56	430	1.4	25			5816	
	46.7	485	1.3	30			6181	
	35	638	1	40			6803	
	28	767	0.8	50			7328	
	120	212	2.7	7.5	***NMRV105***	***132S-6***	4511	68
	90	280	2.2	10			4965	
	60	406	1.6	15			5684	
	45	528	1.2	20			6256	

P_1 (kW)	n_2 (min^{-1})	M_2 (Nm)	f.s.	i	减速器型号 Type		Fr_2 (N)	
3.00	93.3	264	2.5	15	***NMRV110***	***100L2-4***	4905	69
	70	348	1.9	20			5399	
	56	430	1.6	25			5816	
	46.7	485	1.5	30			6181	
	35	638	1.1	40			6803	
	28	767	0.9	50			7328	
	120	212	3.1	7.5	***NMRV110***	***132S-6***	4511	69
	90	280	2.5	10			4965	
	60	406	1.9	15			5684	
	45	528	1.4	20			6256	
	56	430	2.2	25	***NMRV130***	***100L2-4***	7607	70
	46.7	491	2.1	30			8084	
	35	638	1.6	40			8897	
	28	767	1.3	50			9584	
	23.3	884	1	60			10185	
	17.5	1113	0.8	80			11210	
	90	280	3.4	10	***NMRV130***	***132S-6***	6494	70
	60	406	2.6	15			7434	
	45	535	1.9	20			8182	
	36	653	1.6	25			8814	
	30	745	1.6	30			9366	
	22.5	955	1.2	40			10309	
	28	778	1.8	50	***NMRV150***	***100L2-4***	13103	71
	23.3	896	1.4	60			13924	
	17.5	1113	1	80			15325	
	14	1310	0.8	100			16508	
4.00	186.7	182	1	7.5	***NMRV075***	***112M-4***	2785	66
	140	240	0.8	10			3065	
	186.7	184	1.6	7.5	***NMRV090***	***112M-4***	3081	67
	140	243	1.3	10			3391	
	93.3	352	1	15			3882	
	70	458	0.8	20			4273	
	140	243	2.1	10	***NMRV105***	***112M-4***	4285	68
	93.3	352	1.6	15			4905	
	70	464	1.2	20			5399	
	56	573	1	25			5816	
	46.7	647	1	30			6181	
	120	283	2	7.5	***NMRV105***	***132M1-6***	4511	68
	90	374	1.7	10			4965	
	60	541	1.2	15			5684	
	140	243	2.5	10	***NMRV110***	***112M-4***	4285	69
	93.3	352	1.9	15			4905	
	70	464	1.4	20			5399	
	56	573	1.2	25			5816	
	46.7	647	1.1	30			6181	
	120	283	2.3	7.5	***NMRV110***	***132M1-6***	4511	69
	90	374	1.9	10			4965	
	60	541	1.4	15			5684	

P_1 (kW)	n_2 (min^{-1})	M_2 (Nm)	f.s.	i	减速器型号 Type		Fr_2 (N)	
4.00	56	573	1.6	25	***NMRV130***	***112M-4***	7607	70
	46.7	655	1.6	30			8084	
	35	851	1.2	40			8897	
	28	1023	1	50			9584	
	23.3	1179	0.8	60			10185	
	120	287	3.1	7.5	***NMRV130***	***132M1-6***	5901	70
	90	374	2.6	10			6494	
	60	541	2	15			7434	
	45	713	1.5	20			8182	
	36	870	1.2	25			8814	
	28	1037	1.4	50	***NMRV150***	***112M-4***	13103	71
	23.3	1195	1.1	60			13924	
	17.5	1484	0.8	80			15325	
5.50	186.7	253	1.9	7.5	***NMRV105***	***132S-4***	3893	68
	140	334	1.6	10			4285	
	93.3	484	1.2	15			4905	
	70	638	0.9	20			5399	
	186.7	253	2.2	7.5	***NMRV110***	***132S-4***	3893	69
	140	334	1.8	10			4285	
	93.3	484	1.4	15			4905	
	70	638	1	20			5399	
	140	334	2.5	10	***NMRV130***	***132S-4***	5605	70
	93.3	490	1.9	15			6416	
	70	645	1.4	20			7062	
	56	788	1.2	25			7607	
	46.7	900	1.2	30			8084	
	35	1171	0.9	40			8897	
	70	645	2	20	***NMRV150***	***132S-4***	9654	71
	56	788	1.5	25			10400	
	46.7	934	1.3	30			11051	
	35	1171	1.3	40			12163	
	28	1426	1	50			13103	
	23.3	1643	0.8	60			13924	
7.50	186.7	345	1.4	7.5	***NMRV105***	***132M-4***	3893	68
	140	455	1.1	10			4285	
	93.3	660	0.9	15			4905	
	186.7	345	1.6	7.5	***NMRV110***	***132M-4***	3893	69
	140	455	1.3	10			4285	
	93.3	660	1	15			4905	
	186.7	349	2.1	7.5	***NMRV130***	***132M-4***	5092	70
	140	455	1.8	10			5605	
	93.3	668	1.4	15			6416	
	70	880	1	20			7062	
	56	1074	0.9	25			7607	
	46.7	1228	0.8	30			8084	
	35	1596	0.7	40			8897	
	70	880	1.5	20	***NMRV150***	***132M-4***	9654	71
	56	1074	1.1	25			10400	
	46.7	1274	0.9	30			11051	
	35	1596	1	40			12163	

P_1 (kW)	n_2 (min^{-1})	M_2 (Nm)	f.s.	i	减速器型号 Type		Fr_2 (N)	
11.00	186.7	512	2.3	7.5	***NMRV150***	***160M-4***	6962	71
	140	675	1.8	10			7663	
	93.3	990	1.3	15			8771	
	70	1291	1	20			9654	
	56	1576	0.8	25			10400	
15.00	186.7	698	1.7	7.5	***NMRV150***	***160L-4***	6962	71
	140	921	1.3	10			7663	
	93.3	1351	0.9	15			8771	
	70	1760	0.7	20			9654	

n_1=1400

M_2 (Nm)	i	P_1 (kW)	n_2 (min^{-1})	减速器型号 Type	Fr_2 (N)	Fr_1 (N)	↔
18	5	0.61	280.0	***NRV030***	597	150	81
18	7.5	0.41	186.7		683	150	
18	10	0.32	140.0		752	169	
18	15	0.23	93.3		861	169	
18	20	0.18	70.0		948	190	
21	25	0.18	56.0		1021	210	
20	30	0.15	46.7		1085	210	
18	40	0.11	35.0		1194	210	
17	50	0.09	28.0		1286	210	
16	60	0.08	23.3		1367	210	
13	80	0.05	17.5		1504	210	
34	5	1.1	280.0	***NRV040***	1149	250	81
40	7.5	0.90	186.7		1315	294	
40	10	0.69	140.0		1447	331	
40	15	0.48	93.3		1657	331	
39	20	0.37	70.0		1824	350	
38	25	0.30	56.0		1964	350	
45	30	0.31	46.7		2087	350	
41	40	0.23	35.0		2298	350	
39	50	0.18	28.0		2475	350	
36	60	0.15	23.3		2630	350	
33	80	0.12	17.5		2895	350	
29	100	0.09	14.0		3118	350	
62	5	2.0	280.0	***NRV050***	1577	350	81
71	7.5	1.6	186.7		1805	401	
72	10	1.2	140.0		1987	490	
74	15	0.88	93.3		2274	490	
73	20	0.68	70.0		2503	490	
70	25	0.54	56.0		2696	490	
84	30	0.57	46.7		2865	490	
76	40	0.42	35.0		3153	490	
73	50	0.34	28.0		3397	490	
68	60	0.28	23.3		3610	490	
65	80	0.22	17.5		3973	490	
55	100	0.16	14.0		4280	490	
128	7.5	2.8	186.7	***NRV063***	2359	500	81
130	10	2.2	140.0		2597	571	
140	15	1.6	93.3		2973	615	
135	20	1.2	70.0		3272	667	
130	25	1.0	56.0		3524	700	
160	30	1.1	46.7		3745	700	
145	40	0.76	35.0		4122	700	
135	50	0.60	28.0		4440	700	
130	60	0.51	23.3		4719	700	
122	80	0.39	17.5		5193	700	
118	100	0.34	14.0		5595	700	
185	7.5	4.1	186.7	***NRV075***	2785	700	81
195	10	3.2	140.0		3065	830	
200	15	2.3	93.3		3509	851	
210	20	1.9	70.0		3862	980	
200	25	1.5	56.0		4160	980	
230	30	1.5	46.7		4421	980	
220	40	1.1	35.0		4865	980	
210	50	0.89	28.0		5241	980	
200	60	0.75	23.3		5569	980	
190	80	0.58	17.5		6130	980	
180	100	0.48	14.0		6603	980	

n_1=1400

M_2 (Nm)	i	P_1 (kW)	n_2 (min^{-1})	减速器型号 Type	Fr_2 (N)	Fr_1 (N)	↔
290	7.5	6.3	186.7	***NRV090***	3081	900	81
310	10	5.1	140.0		3391	1082	
360	15	4.1	93.3		3882	1257	
355	20	3.1	70.0		4273	1270	
340	25	2.4	56.0		4603	1270	
410	30	2.6	46.7		4891	1270	
360	40	1.8	35.0		5383	1270	
340	50	1.4	28.0		5799	1270	
320	60	1.1	23.3		6163	1270	
285	80	0.83	17.5		6783	1270	
270	100	0.67	14.0		7306	1270	
480	7.5	10.4	186.7	***NRV105***	3893	1200	81
520	10	8.6	140.0		4285	1463	
570	15	6.5	93.3		4905	1603	
560	20	4.8	70.0		5399	1700	
590	25	4.1	56.0		5816	1700	
630	30	3.9	46.7		6181	1700	
610	40	2.9	35.0		6803	1700	
600	50	2.3	28.0		7328	1700	
560	60	1.9	23.3		7787	1700	
490	80	1.3	17.5		8571	1700	
460	100	1.1	14.0		9232	1700	
552	7.5	12.0	186.7	***NRV110***	3893	1200	81
598	10	9.8	140.0		4285	1463	
656	15	7.5	93.3		4905	1604	
644	20	5.6	70.0		5399	1700	
679	25	4.7	56.0		5816	1700	
725	30	4.5	46.7		6181	1700	
702	40	3.3	35.0		6803	1700	
660	50	2.6	28.0		7328	1700	
616	60	2.1	23.3		7787	1700	
515	80	1.4	17.5		8571	1700	
483	100	1.1	14.0		9232	1700	
750	7.5	16.1	186.7	***NRV130***	5092	1500	81
820	10	13.5	140.0		5605	1845	
920	15	10.3	93.3		6416	2070	
910	20	7.8	70.0		7062	2100	
930	25	6.5	56.0		7607	2100	
1040	30	6.4	46.7		8084	2100	
1050	40	4.9	35.0		8897	2100	
980	50	3.8	28.0		9584	2100	
900	60	3.1	23.3		10185	2100	
840	80	2.3	17.5		11210	2100	
740	100	1.7	14.0		12076	2100	
1200	7.5	25.8	186.7	***NRV150***	6962	1950	81
1240	10	20.2	140.0		7663	2267	
1250	15	13.9	93.3		8771	2285	
1300	20	11.1	70.0		9654	2674	
1200	25	8.4	56.0		10400	2800	
1200	30	7.1	46.7		11051	2800	
1550	40	7.3	35.0		12163	2800	
1400	50	5.4	28.0		13103	2800	
1260	60	4.2	23.3		13924	2800	
1150	80	3.1	17.5		15325	2800	
1000	100	2.3	14.0		16508	2800	

n_1=900

M_2 (Nm)	i	P_1 (kW)	n_2 (min^{-1})	减速器型号 Type	Fr_2 (N)	Fr_1 (N)	↔
20	5	0.44	180.0	***NRV030***	692	175	81
20	7.5	0.30	120.0		792	175	
20	10	0.24	90.0		871	197	
20	15	0.17	60.0		997	197	
20	20	0.13	45.0		1098	210	
23	25	0.14	36.0		1183	210	
21	30	0.11	30.0		1257	210	
20	40	0.09	22.5		1383	210	
18	50	0.07	18.0		1490	210	
17	60	0.06	15.0		1583	210	
15	80	0.04	11.3		1743	210	
40	5	0.87	180.0	***NRV040***	1331	290	81
44	7.5	0.65	120.0		1524	319	
44	10	0.50	90.0		1677	350	
45	15	0.36	60.0		1920	350	
44	20	0.28	45.0		2113	350	
43	25	0.23	36.0		2276	350	
49	30	0.23	30.0		2419	350	
45	40	0.17	22.5		2662	350	
42	50	0.14	18.0		2868	350	
39	60	0.11	15.0		3047	350	
35	80	0.09	11.3		3354	350	
32	100	0.07	9.0		3490	350	
75	5	1.6	180.0	***NRV050***	1827	400	81
84	7.5	1.2	120.0		2091	448	
84	10	0.94	90.0		2302	490	
84	15	0.67	60.0		2635	490	
77	20	0.48	45.0		2900	490	
75	25	0.39	36.0		3124	490	
90	30	0.42	30.0		3320	490	
82	40	0.31	22.5		3654	490	
77	50	0.25	18.0		3936	490	
72	60	0.21	15.0		4183	490	
68	80	0.16	11.3		4604	490	
56	100	0.12	9.0		4840	490	
151	7.5	2.2	120.0	***NRV063***	2734	580	81
153	10	1.7	90.0		3009	661	
155	15	1.2	60.0		3444	670	
148	20	0.91	45.0		3791	700	
137	25	0.69	36.0		4084	700	
175	30	0.79	30.0		4339	700	
160	40	0.58	22.5		4776	700	
145	50	0.45	18.0		5145	700	
138	60	0.37	15.0		5467	700	
128	80	0.29	11.3		6018	700	
124	100	0.25	9.0		6270	700	
215	7.5	3.1	120.0	***NRV075***	3227	810	81
230	10	2.5	90.0		3551	975	
235	15	1.8	60.0		4065	980	
235	20	1.4	45.0		4474	980	
215	25	1.1	36.0		4820	980	
260	30	1.1	30.0		5122	980	
240	40	0.83	22.5		5637	980	
220	50	0.65	18.0		6073	980	
210	60	0.54	15.0		6453	980	
200	80	0.43	11.3		7103	980	
190	100	0.36	9.0		7380	980	

n_1=900

M_2 (Nm)	i	P_1 (kW)	n_2 (min^{-1})	减速器型号 Type	Fr_2 (N)	Fr_1 (N)	↔
340	7.5	4.8	120.0	***NRV090***	3570	1040	81
370	10	4.0	90.0		3929	1270	
420	15	3.1	60.0		4498	1270	
390	20	2.3	45.0		4951	1270	
370	25	1.8	36.0		5333	1270	
460	30	1.9	30.0		5667	1270	
410	40	1.4	22.5		6238	1270	
390	50	1.1	18.0		6719	1270	
350	60	0.86	15.0		7140	1270	
315	80	0.63	11.3		7859	1270	
280	100	0.49	9.0		8180	1270	
565	7.5	8.0	120.0	***NRV105***	4511	1390	81
620	10	6.6	90.0		4965	1700	
660	15	4.9	60.0		5684	1700	
630	20	3.6	45.0		6256	1700	
660	25	3.1	36.0		6739	1700	
730	30	3.0	30.0		7161	1700	
690	40	2.2	22.5		7882	1700	
680	50	1.8	18.0		8491	1700	
620	60	1.4	15.0		9023	1700	
540	80	1.0	11.3		9931	1700	
490	100	0.80	9.0		10320	1700	
650	7.5	9.2	120.0	***NRV110***	4511	1390	81
713	10	7.6	90.0		4965	1700	
759	15	5.6	60.0		5684	1700	
725	20	4.1	45.0		6256	1700	
759	25	3.5	36.0		6739	1700	
840	30	3.5	30.0		7161	1700	
794	40	2.5	22.5		7882	1700	
748	50	2.0	18.0		8491	1700	
682	60	1.6	15.0		9023	1700	
567	80	1.1	11.3		9931	1700	
515	100	0.84	9.0		10320	1700	
880	7.5	12.3	120.0	***NRV130***	5901	1740	81
960	10	10.3	90.0		6494	2100	
1060	15	7.8	60.0		7434	2100	
1040	20	5.8	45.0		8182	2100	
1050	25	4.8	36.0		8814	2100	
1170	30	4.7	30.0		9366	2100	
1100	40	3.5	22.5		10309	2100	
1050	50	2.7	18.0		11105	2100	
940	60	2.1	15.0		11801	2100	
860	80	1.6	11.3		12989	2100	
780	100	1.2	9.0		13500	2100	
1400	7.5	19.5	120.0	***NRV150***	8067	2270	81
1480	10	15.7	90.0		8878	2700	
1450	15	10.5	60.0		10163	2645	
1500	20	8.4	45.0		11186	2800	
1380	25	6.3	36.0		12050	2800	
1400	30	5.4	30.0		12805	2800	
1800	40	5.7	22.5		14094	2800	
1600	50	4.1	18.0		15182	2800	
1440	60	3.2	15.0		16133	2800	
1300	80	2.4	11.3		17757	2800	
1150	100	1.8	9.0		18000	2800	

n_1=500

M_2 (Nm)	i	P_1 (kW)	n_2 (min^{-1})	减速器型号 Type	Fr_2 (N)	Fr_1 (N)	↔
24	5	0.30	100.0	***NRV030***	841	210	81
24	7.5	0.21	66.7		963	210	
24	10	0.16	50.0		1060	210	
24	15	0.12	33.3		1213	210	
23	20	0.09	25.0		1336	210	
29	25	0.10	20.0		1439	210	
26	30	0.08	16.7		1529	210	
23	40	0.06	12.5		1683	210	
21	50	0.05	10.0		1813	210	
19	60	0.04	8.3		1830	210	
17	80	0.03	6.3		1830	210	
49	5	0.60	100.0	***NRV040***	1619	350	81
54	7.5	0.45	66.7		1853	350	
54	10	0.35	50.0		2040	350	
55	15	0.26	33.3		2335	350	
52	20	0.19	25.0		2570	350	
49	25	0.15	20.0		2769	350	
58	30	0.16	16.7		2942	350	
53	40	0.12	12.5		3238	350	
49	50	0.10	10.0		3488	350	
46	60	0.08	8.3		3490	350	
40	80	0.06	6.3		3490	350	
36	100	0.05	5.0		3490	350	
92	5	1.1	100.0	***NRV050***	2222	490	81
103	7.5	0.86	66.7		2544	490	
103	10	0.67	50.0		2800	490	
103	15	0.47	33.3		3205	490	
93	20	0.33	25.0		3528	490	
91	25	0.28	20.0		3800	490	
108	30	0.29	16.7		4038	490	
98	40	0.22	12.5		4445	490	
91	50	0.17	10.0		4788	490	
83	60	0.14	8.3		4840	490	
75	80	0.11	6.3		4840	490	
65	100	0.09	5.0		4840	490	
184	7.5	1.5	66.7	***NRV063***	3325	700	81
185	10	1.2	50.0		3660	700	
187	15	0.85	33.3		4190	700	
178	20	0.63	25.0		4611	700	
164	25	0.48	20.0		4967	700	
200	30	0.54	16.7		5279	700	
185	40	0.40	12.5		5810	700	
173	50	0.32	10.0		6259	700	
160	60	0.26	8.3		6270	700	
137	80	0.19	6.3		6270	700	
128	100	0.16	5.0		6270	700	
260	7.5	2.1	66.7	***NRV075***	3925	980	81
270	10	1.7	50.0		4320	980	
280	15	1.2	33.3		4945	980	
285	20	0.98	25.0		5443	980	
255	25	0.73	20.0		5863	980	
300	30	0.77	16.7		6231	980	
280	40	0.58	12.5		6858	980	
250	50	0.44	10.0		7380	980	
240	60	0.37	8.3		7380	980	
215	80	0.29	6.3		7380	980	
210	100	0.24	5.0		7380	980	

n_1=500

M_2 (Nm)	i	P_1 (kW)	n_2 (min^{-1})	减速器型号 Type	Fr_2 (N)	Fr_1 (N)	↔
410	7.5	3.3	66.7	***NRV090***	4343	1270	81
435	10	2.7	50.0		4780	1270	
490	15	2.1	33.3		5472	1270	
470	20	1.6	25.0		6022	1270	
440	25	1.2	20.0		6487	1270	
550	30	1.4	16.7		6894	1270	
480	40	0.95	12.5		7588	1270	
450	50	0.75	10.0		8174	1270	
400	60	0.59	8.3		8180	1270	
365	80	0.45	6.3		8180	1270	
330	100	0.35	5.0		8180	1270	
690	7.5	5.5	66.7	***NRV105***	5488	1700	81
740	10	4.6	50.0		6040	1700	
790	15	3.4	33.3		6914	1700	
750	20	2.5	25.0		7610	1700	
790	25	2.1	20.0		8198	1700	
870	30	2.1	16.7		8711	1700	
810	40	1.5	12.5		9588	1700	
800	50	1.3	10.0		10320	1700	
710	60	0.98	8.3		10320	1700	
630	80	0.72	6.3		10320	1700	
570	100	0.56	5.0		10320	1700	
794	7.5	6.4	66.7	***NRV110***	5488	1700	81
851	10	5.2	50.0		6040	1700	
909	15	3.9	33.3		6914	1700	
863	20	2.8	25.0		7610	1700	
909	25	2.4	20.0		8198	1700	
1000	30	2.4	16.7		8711	1700	
932	40	1.7	12.5		9588	1700	
880	50	1.4	10.0		10320	1700	
781	60	1.1	8.3		10320	1700	
662	80	0.76	6.3		10320	1700	
599	100	0.59	5.0		10320	1700	
1080	7.5	8.6	66.7	***NRV130***	7178	2100	81
1160	10	7.1	50.0		7900	2100	
1300	15	5.5	33.3		9043	2100	
1230	20	4.0	25.0		9953	2100	
1200	25	3.2	20.0		10722	2100	
1400	30	3.3	16.7		11394	2100	
1300	40	2.4	12.5		12540	2100	
1220	50	1.9	10.0		13500	2100	
1070	60	1.5	8.3		13500	2100	
970	80	1.1	6.3		13500	2100	
860	100	0.85	5.0		13500	2100	
1700	7.5	13.5	66.7	***NRV150***	9812	2800	81
1780	10	10.7	50.0		10800	2800	
1730	15	7.2	33.3		12363	2800	
1820	20	5.9	25.0		13607	2800	
1630	25	4.3	20.0		14658	2800	
1670	30	3.8	16.7		15576	2800	
2120	40	3.9	12.5		17144	2800	
1870	50	2.9	10.0		18000	2800	
1680	60	2.3	8.3		18000	2800	
1530	80	1.7	6.3		18000	2800	
1350	100	1.3	5.0		18000	2800	

n_1=1400

M_2 (Nm)	i	P_1 (kW)	n_2 (min^{-1})	减速器型号 Type	Fr_2 (N)	Fr_1 (N)	↔
73	300	0.08	4.7	***NRV030/040***	3490	210	81
65	400	0.06	3.5		3490	210	
61	500	0.04	2.8		3490	210	
73	600	0.04	2.3		3490	210	
73	750	0.04	1.9		3490	210	
73	900	0.03	1.6		3490	210	
65	1200	0.02	1.2		3490	210	
73	1500	0.02	0.9		3490	210	
73	1800	0.02	0.8		3490	210	
65	2400	0.01	0.58		3490	210	
65	3200	0.01	0.4		3490	210	
33	4000	0.01	0.4		3490	210	
29	5000	0.01	0.28		3490	210	
145	300	0.15	4.7	***NRV030/050***	4840	210	81
124	400	0.10	3.5		4840	210	
120	500	0.09	2.8		4840	210	
145	600	0.08	2.3		4840	210	
145	750	0.07	1.9		4840	210	
145	900	0.06	1.6		4840	210	
124	1200	0.04	1.2		4840	210	
145	1500	0.04	0.93		4840	210	
145	1800	0.04	0.78		4840	210	
124	2400	0.03	0.6		4840	210	
120	3000	0.02	0.5		4840	210	
82	4000	0.02	0.35		4840	210	
82	4800	0.02	0.29		4840	210	
230	300	0.24	4.7	***NRV030/063***	6270	210	81
230	400	0.19	3.5		6270	210	
216	500	0.15	2.8		6270	210	
230	600	0.13	2.3		6270	210	
216	750	0.11	1.9		6270	210	
198	900	0.09	1.6		6270	210	
230	1200	0.08	1.2		6270	210	
216	1500	0.06	0.93		6270	210	
198	1800	0.05	0.78		6270	210	
230	2400	0.05	0.58		6270	210	
216	3000	0.04	0.47		6270	210	
172	4000	0.03	0.35		6270	210	
150	5000	0.02	0.28		6270	210	
390	300	0.36	4.7	***NRV040/075***	7380	350	81
360	400	0.27	3.5		7380	350	
320	500	0.21	2.8		7380	350	
390	600	0.19	2.3		7380	350	
390	750	0.16	1.9		7380	350	
390	900	0.14	1.6		7380	350	
360	1200	0.11	1.2		7380	350	
390	1500	0.10	0.93		7380	350	
390	1800	0.09	0.78		7380	350	
360	2400	0.07	0.58		7380	350	
320	3000	0.05	0.47		7380	350	
250	4000	0.04	0.35		7380	350	
230	5000	0.03	0.28		7380	350	
610	300	0.56	4.7	***NRV040/090***	8180	350	81
610	400	0.43	3.5		8180	350	
560	500	0.34	2.8		8180	350	
610	600	0.30	2.3		8180	350	
560	750	0.23	1.9		8180	350	
505	900	0.19	1.6		8180	350	
610	1200	0.17	1.2		8180	350	
560	1500	0.14	0.93		8180	350	

n_1=1400

M_2 (Nm)	i	P_1 (kW)	n_2 (min^{-1})	减速器型号 Type	Fr_2 (N)	Fr_1 (N)	↔
505	1800	0.11	0.78	***NRV040/090***	8180	350	81
610	2400	0.11	0.58		8180	350	
560	3000	0.08	0.47		8180	350	
460	4000	0.08	0.35		8180	350	
410	5000	0.06	0.28		8180	350	
1100	300	0.95	4.7	***NRV050/105***	10320	490	81
1030	400	0.69	3.5		10320	490	
1000	500	0.56	2.8		10320	490	
1030	600	0.48	2.3		10320	490	
1100	750	0.43	1.9		10320	490	
1100	900	0.38	1.6		10320	490	
1030	1200	0.27	1.2		10320	490	
1100	1500	0.26	0.93		10320	490	
1100	1800	0.23	0.78		10320	490	
1030	2400	0.17	0.58		10320	490	
1000	3000	0.14	0.47		10320	490	
780	4000	0.12	0.35		10320	490	
710	5000	0.09	0.28		10320	490	
1265	300	1.1	4.7	***NRV050/110***	10320	490	81
1185	400	0.79	3.5		10320	490	
1100	500	0.61	2.8		10320	490	
1185	600	0.55	2.3		10320	490	
1265	750	0.49	1.9		10320	490	
1265	900	0.43	1.6		10320	490	
1185	1200	0.31	1.2		10320	490	
1265	1500	0.30	0.93		10320	490	
1265	1800	0.26	0.78		10320	490	
1185	2400	0.19	0.58		10320	490	
1100	3000	0.15	0.47		10320	490	
819	4000	0.13	0.35		10320	490	
746	5000	0.10	0.28		10320	490	
1760	300	1.5	4.7	***NRV063/130***	13500	700	81
1650	400	1.1	3.5		13500	700	
1550	500	0.86	2.8		13500	700	
1650	600	0.76	2.3		13500	700	
1760	750	0.66	1.9		13500	700	
1760	900	0.58	1.6		13500	700	
1650	1200	0.43	1.2		13500	700	
1760	1500	0.39	0.93		13500	700	
1760	1800	0.35	0.78		13500	700	
1650	2400	0.25	0.58		13500	700	
1550	3000	0.20	0.47		13500	700	
1220	4000	0.15	0.35		13500	700	
1100	5000	0.11	0.28		13500	700	
2340	150	3.4	9.3	***NRV063/150***	18000	700	81
2340	200	2.7	7.0		18000	700	
2050	250	1.9	5.6		18000	700	
2340	300	1.9	4.7		18000	700	
2670	400	1.8	3.5		18000	700	
2330	500	1.4	2.8		18000	700	
2670	600	1.3	2.3		18000	700	
2330	750	0.98	1.9		18000	700	
2100	900	0.71	1.6		18000	700	
2670	1200	0.75	1.2		18000	700	
2100	1800	0.44	0.8		18000	700	
2670	2400	0.46	0.6		18000	700	
2330	3000	0.34	0.5		18000	700	
1880	4000	0.23	0.4		18000	700	
1650	5000	0.18	0.3		18000	700	

9.4 ***UDL(TXF)+JMRV 性能参数*** 9.4 ***UDL(TXF)+JMRV Performance***

P_1 (kW)	n_2 (min^{-1})	M_2 (Nm)	i	减速器型号 Type		
0.18	117~22.5	9~18	12~61.5	***UDL002-NMRV040***	632-4	80
	88~17	12~23	16~82			
	58.7~11.3	17~32	24~123			
	44~8.5	22~40	32~164			
	35.2~6.8	27~47	40~205			
	29.3~5.7	30~51	48~246			
	22~4.3	37~62	64~328			
	17.6~3.4	43~60	80~410			
	22~4.3	38~63	64~328	***UDL002-NMRV050***	632-4	80
	17.6~3.4	44~73	80~410			
	14.7~2.8	50~80	96~492			
	11~2.1	59~82	128~656			
	8.8~1.7	66~79	160~820			
0.25	133~26.7	13~30	10.5~52.5	***UDL005-NMRV040*** ***TXF005NMRV040***	711-4	80
	100~20	16~38	14~70			
	66.7~13.3	24~53	21~105			
	50~10	32~68	28~140			
	40~8	38~80	35~175			
	33.3~6.7	43~89	42~210			
	25~5	48~96	56~280			
	25~5	54~112	56~280	***UDL005-NMRV050*** ***TXF005NMRV050***	711-4	80
	20~4	59~122	70~350			
	16.7~3.3	66~135	84~420			
	12.5~2.5	72~120	112~560			
0.37	133~26.7	19~36	10.5~52.5	***UDL005-NMRV050*** ***TXF005NMRV050***	712-4	80
	100~20	25~47	14~70			
	66.7~13.3	36~65	21~105			
	50~10	46~82	28~140			
	40~8	55~97	35~175			
	33.3~6.7	61~107	42~210			
	25~5	76~124	56~280			
	20~4	89~120	70~350			
	25~5	79~134	56~280	***UDL005-NMRV063*** ***TXF005NMRV063***	712-4	80
	20~4	92 ~ 155	70~350			
	16.7~3.3	104~173	84~420			
	12.5~2.5	125~173	112~560			
	10~2	139~150	140~700			
0.55	133~26.7	26~49	10.5~52.5	***UDL010-NMRV063*** ***TXF010NMRV063***	801-4	80
	100~20	34~63	14~70			
	66.7~13.3	48~88	21~105			
	50~10	62~112	28~140			
	40~8	75~133	35~175			
	33.3~6.7	81~146	42~210			
	25~5	105~179	56~280			
	20~4	123~207	70~350			
	20~4	129~216	70~350	***UDL010-NMRV075*** ***TXF010NMRV075***	801-4	80
	16.7~3.3	146~242	84~420			
	12.5~2.5	176~250	112~560			
	12.5~2.5	189~309	112~560	***UDL010-NMRV090*** ***TXF010NMRV090***	801-4	80
	10~2	218~350	140~700			

P_1 (kW)	n_2 (min^{-1})	M_2 (Nm)	i	减速器型号 Type		
0.75	133~26.7 100~20 66.7~13.3 50~10 40~8 33.3~6.7 25~5 20~4	39~73 51~94 72~132 92~168 112~199 126~219 156 ~ 232 185~310	10.5~52.5 14~70 21~105 28~140 35~175 42~210 56~280 70~350	***UDL010-NMRV063*** ***TXF010NMRV063***	802-4	80
	20~4 16.7~3.3	192~320 219~300	70~350 84~420	***UDL010-NMRV075*** ***TXF010NMRV075***	802-4	80
	16.7~3.3 12.5~2.5 10~2	230~389 265~428 303~410	84~420 112~560 140~700	***UDL010NMRV090*** ***TXF010-NMRV090***	802-4	80
	12.5~2.5 10~2	302~503 348~575	112~560 140~700	***UDL010NMRV105*** ***TXF010-NMRV105***	802-4	80
	12.5~2.5 10~2	302~503 348~575	112~560 140~700	***UDL010NMRV110*** ***TXF010-NMRV110***	802-4	80
1.1	133~26.7 100~20 66.7~13.3 50~10 40~8 33.3~6.7 25~5	59~111 77~144 110~203 142~258 172~308 195~340 245~360	10.5~52.5 14~70 21~105 28~140 35~175 42~210 56~280	***UD020-NMRV075***	90S-4	80
	100~20 66.7~13.3 50~10 40~8 33.3~6.7 25~5 20~4	78~146 113~208 146~266 177~320 202~356 256~442 304~517	14~70 21~105 28~140 35~175 42~210 56~280 70~350	***UD020-NMRV090***	90S-4	80
	20~4 16.7~3.3 12.5~2.5 10~2	320~550 368~625 455~754 522~710	70~350 84~420 112~560 140~700	***UD020-NMRV105***	90S-4	80
	20~4 16.7~3.3 12.5~2.5 10~2	320~550 368~625 455~754 522~710	70~350 84~420 112~560 140~700	***UD020-NMRV110***	90S-4	80
	16.7~3.3 12.5~2.5 10~2	373~623 460~749 531~868	84~420 112~560 140~700	***UD020-NMRV130***	90S-4	80

P_1 (kW)	n_2 (min^{-1})	M_2 (Nm)	i	减速器型号 Type		
1.5	133~26.7	78~148	10.5~52.5	***UD020-NMRV075***	90L-4	80
	100~20	102~192	14~70			
	66.7~13.3	147~270	21~105			
	50~10	190~344	28~140			
	40~8	229~330	35~175			
	33.3~6.7	260~390	42~210			
	25~5	327~360	56~280			
	133~26.7	77~150	10.5~52.5	***UD020-NMRV090***	90L-4	80
	100~20	104~195	14~70			
	66.7~13.3	150~277	21~105			
	50~10	194~355	28~140			
	40~8	236~427	35~175			
	33.3~6.7	270~474	42~210			
	25~5	341~589	56~280			
	20~4	406~560	70~350			
	20~4	426~733	70~350	***UD020-NMRV105***	90L-4	80
	16.7~3.3	490~833	84~420			
	20~4	426~733	70~350	***UD020-NMRV110***	90L-4	80
	16.7~3.3	490~833	84~420			
	16.7~3.3	498~831	84~420	***UD020-NMRV130***	90L-4	80
	12.5~2.5	614~999	112~560			
	10~2	696~1100	140~700			
2.2	133~26.7	120~226	10.5~52.5	***UD030-NMRV105***	100L1-4	80
	100~20	157~294	14~70			
	66.7~13.3	228~418	21~105			
	50~10	298~549	28~140			
	40~8	364~664	35~175			
	33.3~6.7	413~717	42~210			
	25~5	533~931	56~280			
	133~26.7	120~226	10.5~52.5	***UD030-NMRV110***	100L1-4	80
	100~20	157~294	14~70			
	66.7~13.3	228~418	21~105			
	50~10	298~549	28~140			
	40~8	364~664	35~175			
	33.3~6.7	413~717	42~210			
	25~5	533~931	56~280			
	25~5	542~932	56~280	***UD030-NMRV130***	100L1-4	80
	20~4	648~1097	70~350			
	16.7~3.3	746~1246	84~420			
	12.5~2.5	921~1499	112~560			
	10~2	1040~1690	140~700			

P_1 (kW)	n_2 (min^{-1})	M_2 (Nm)	i	减速器型号 Type		
3.0	133~26.7	160~302	10.5~52.5	***UD030-NMRV105***	100L2-4	80
	100~20	210~392	14~70			
	66.7~13.3	304~558	21~105			
	50~10	398~732	28~140			
	40~8	485~885	35~175			
	33.3~6.7	547~956	42~210			
	25~5	711~1030	56~280			
	133~26.7	160~302	10.5~52.5	***UD030-NMRV110***	100L2-4	80
	100~20	210~392	14~70			
	66.7~13.3	304~558	21~105			
	50~10	398~732	28~140			
	40~8	485~885	35~175			
	33.3~6.7	547~956	42~210			
	25~5	711~1030	56~280			
	133~26.7	160~301	10.5~52.5	***UD030-NMRV130***	100L2-4	80
	100~20	211~395	14~70			
	66.7~13.3	307~563	21~105			
	50~10	402~733	28~140			
	40~8	490~885	35~175			
	33.3~6.7	562~973	42~210			
	25~5	720~1242	56~280			
	20~4	864~1463	70~350			
4.0	133~26.7	213~402	10.5~52.5	***UD050-NMRV105***	112M4	80
	100~20	279~523	14~70			
	66.7~13.3	405~744	21~105			
	50~10	530~975	28~140			
	40~8	647~1020	35~175			
	133~26.7	213~402	10.5~52.5	***UD050-NMRV110***	112M4	80
	100~20	279~523	14~70			
	66.7~13.3	405~744	21~105			
	50~10	530~975	28~140			
	40~8	647~1020	35~175			
	133~26.7	214~401	10.5~52.5	***UD050-NMRV130***	112M4	80
	100~20	281~527	14~70			
	66.7~13.3	410~751	21~105			
	50~10	536~978	28~140			
	40~8	653~1180	35~175			
	33.3~6.7	749~1298	42~210			
	25~5	960~1650	56~280			

10.0 减速器尺寸图
SPEED REDUCER UNIT DIMENSIONS CHARTS

NMRV025

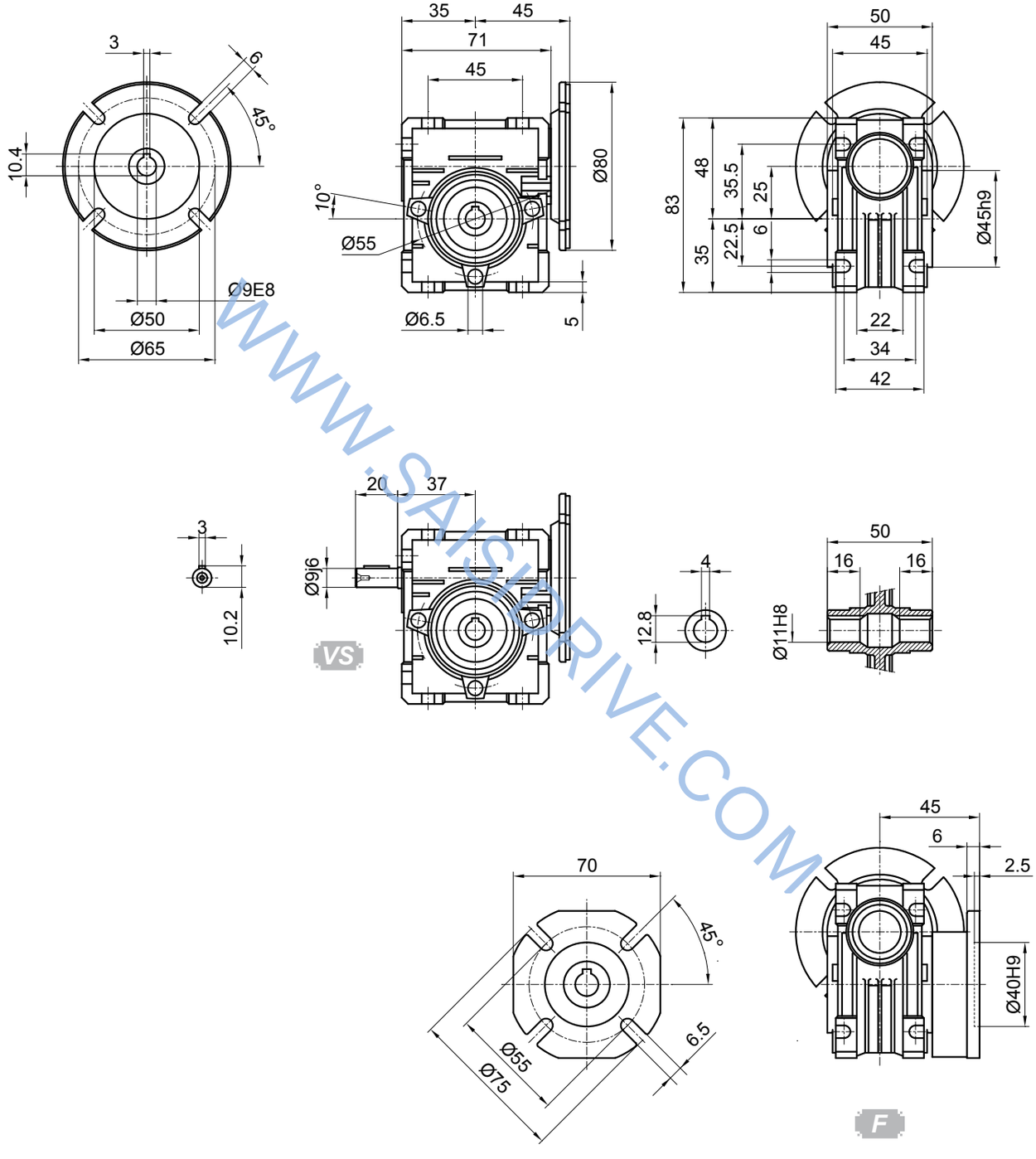

*不带电机重量 ≈0.7kg
*Weight without motor ≈0.7kg

NMRV030

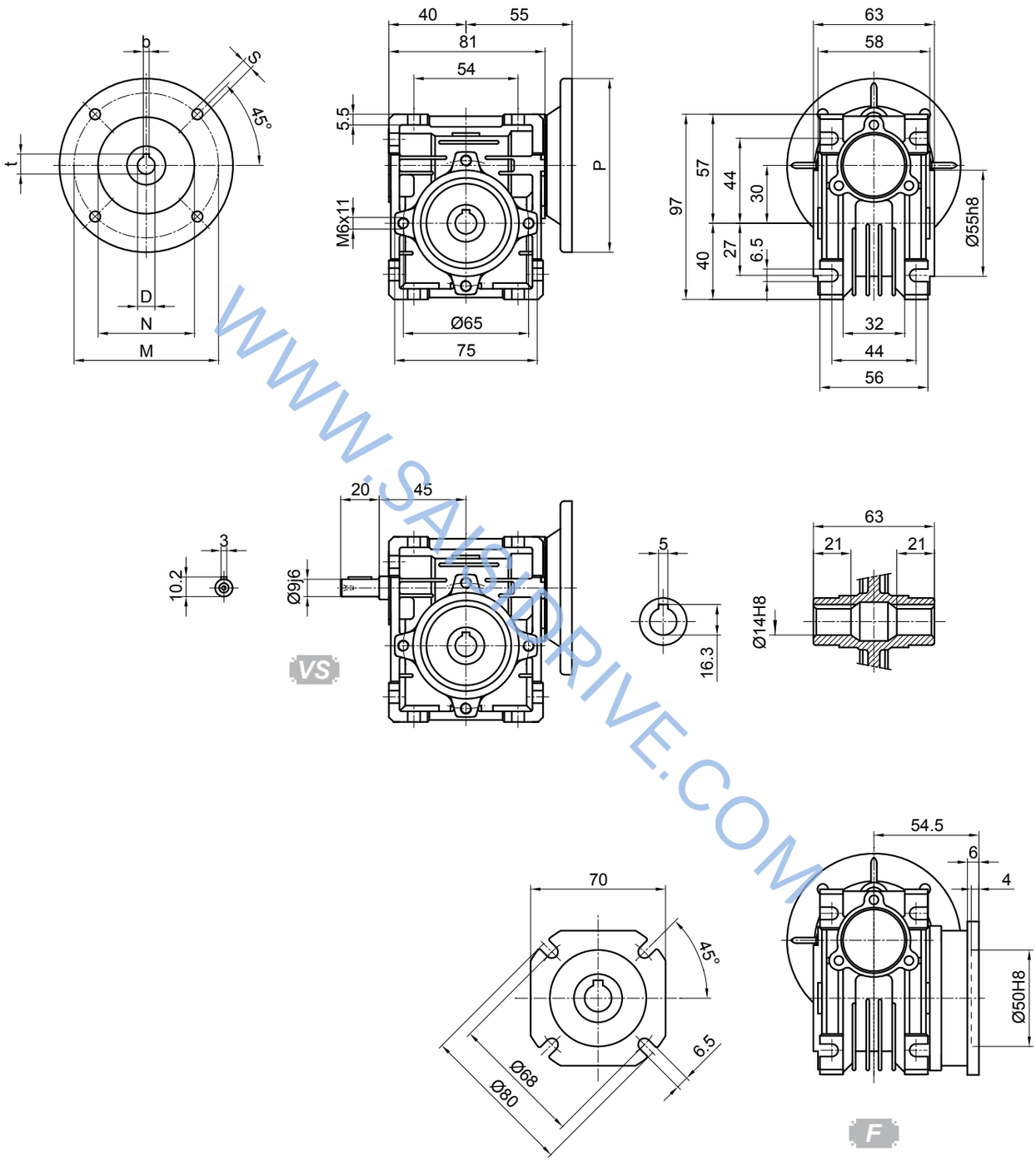

PAM / IEC	D_{E8}	b	t	P	M	N	S
63B5	11	4	12.8	140	115	95	9
63B14	11	4	12.8	90	75	60	5.5
56B5	9	3	10.4	120	100	80	6.5
56B14	9	3	10.4	80	65	50	5.5

*不带电机重量 ≈1.2kg
*Weight without motor ≈1.2kg

NMRV040

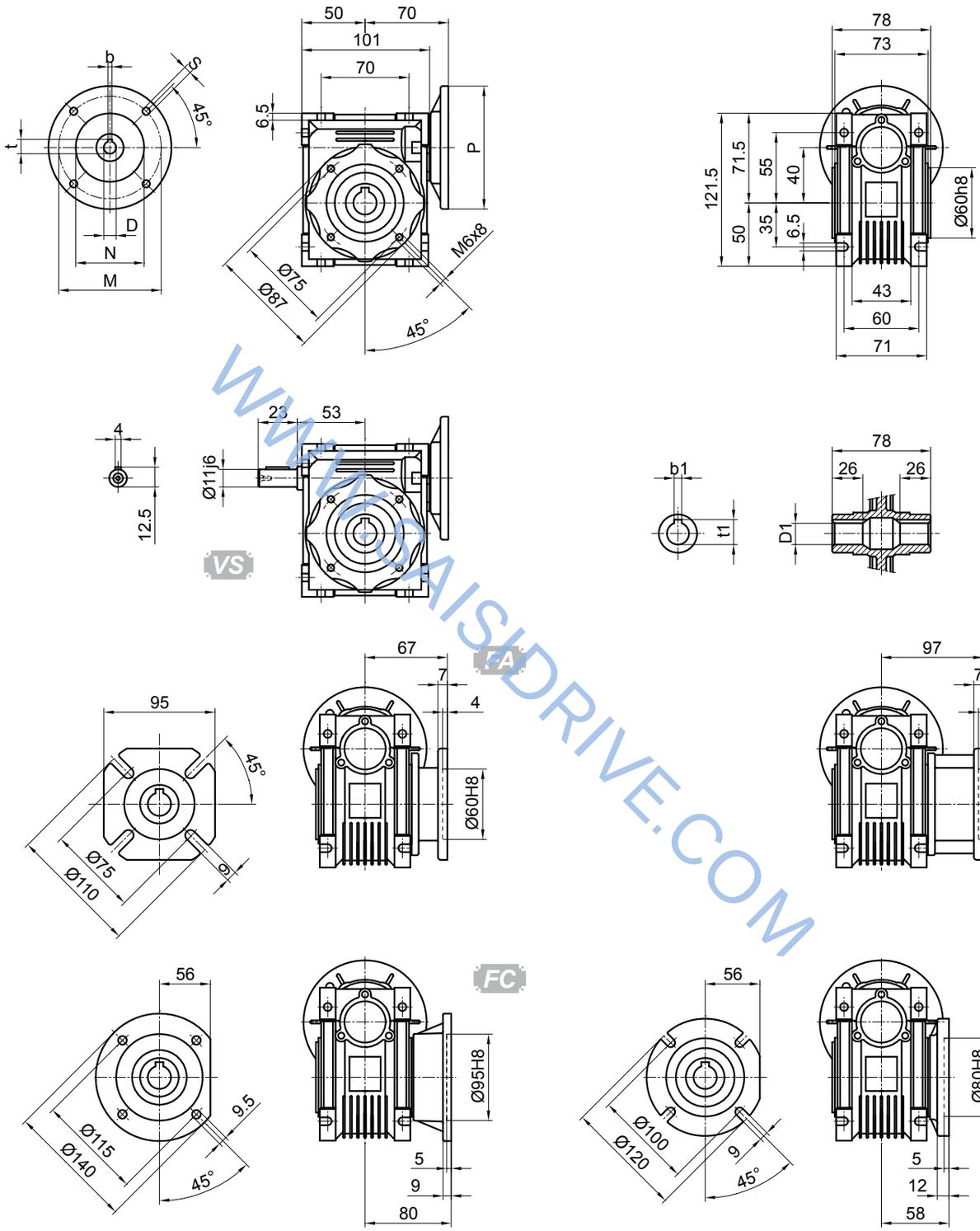

PAM / IEC	D_{E8}	b	t	P	M	N	S
71B5	14	5	16.3	160	130	110	8.5
71B14	14	5	16.3	105	85	70	6.5
63B5	11	4	12.8	140	115	95	9
63B14	11	4	12.8	90	75	60	6
56B5	9	3	10.4	120	100	80	6.5

输出 Output	$D1_{H8}$	b1	t1
	18	6	20.8
	(19)	(6)	(21.8)
	(..) 根据用户要求定制 (..) Only on request		

*不带电机重量 ≈2.3kg
*Wei ht without motor ≈2.3k

NMRV050

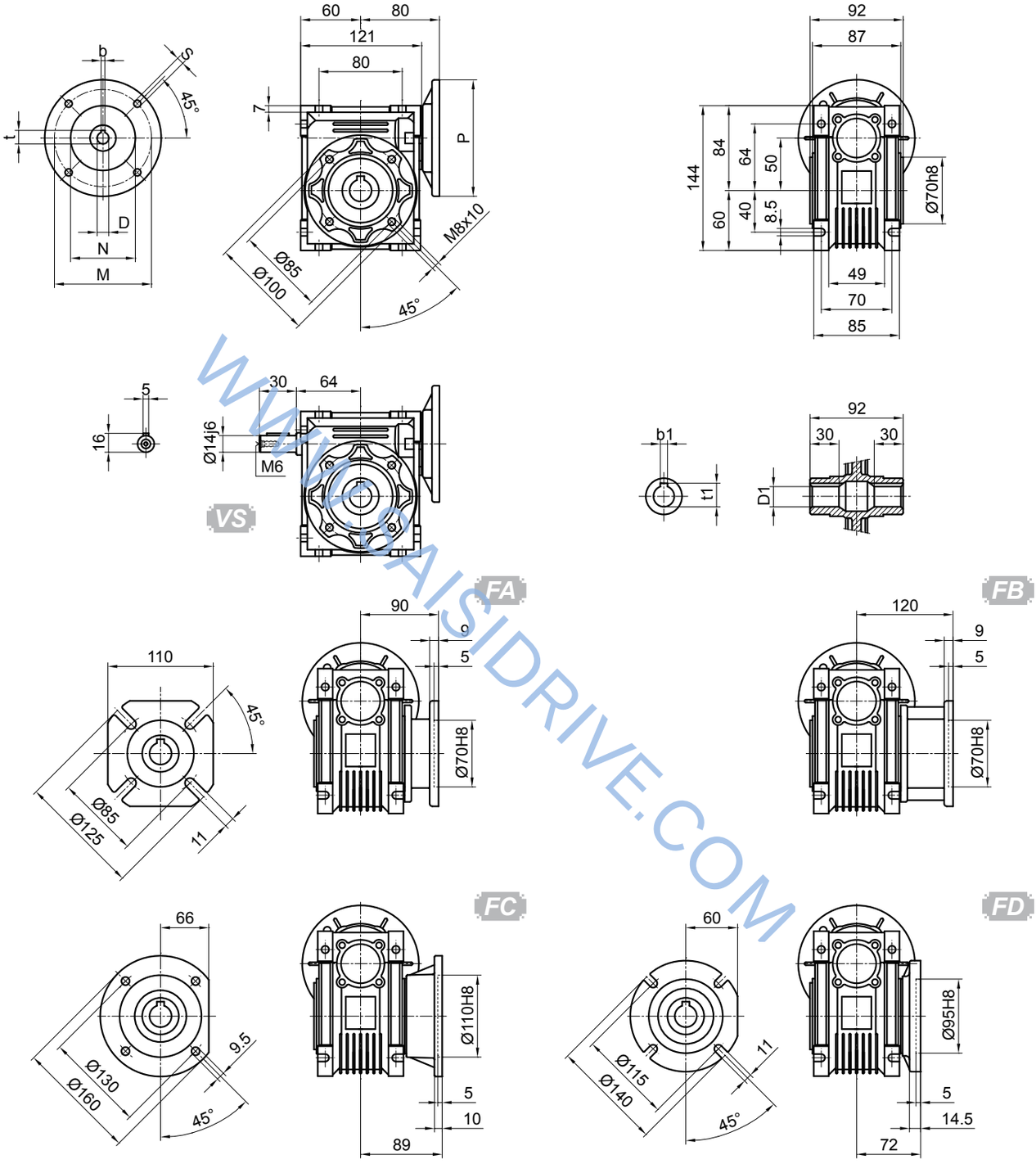

PAM / IEC	D_{E8}	b	t	P	M	N	S
80B5	19	6	21.8	200	165	130	11
80B14	19	6	21.8	120	100	80	6.5
71B5	14	5	16.3	160	130	110	8.5
71B14	14	5	16.3	105	85	70	7
63B5	11	4	12.8	140	115	95	8.5

输出 Output	$D1_{H8}$	b1	t1
	25	8	28.3
	(24)	(8)	(27.3)
	(..) 根据用户要求定制 (..) Only on request		

*不带电机重量 ≈3.5kg
*Weight without motor ≈3.5kg

NMRV063

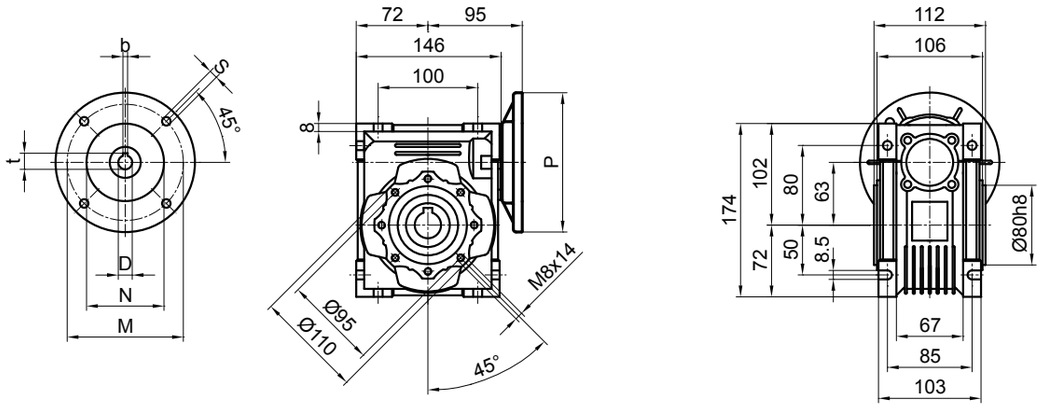

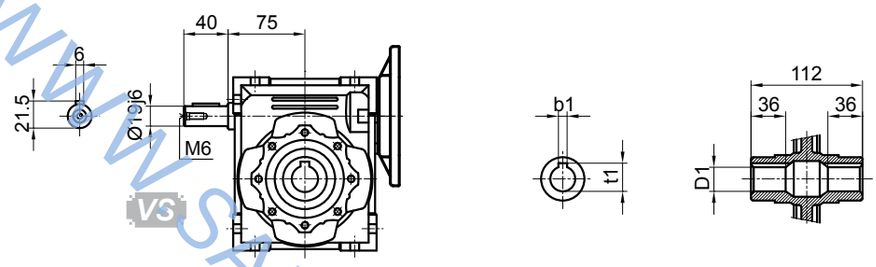

VS

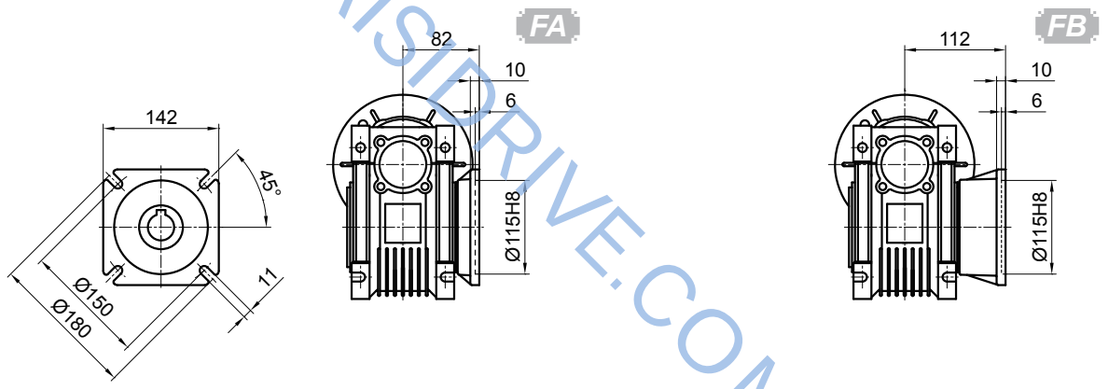

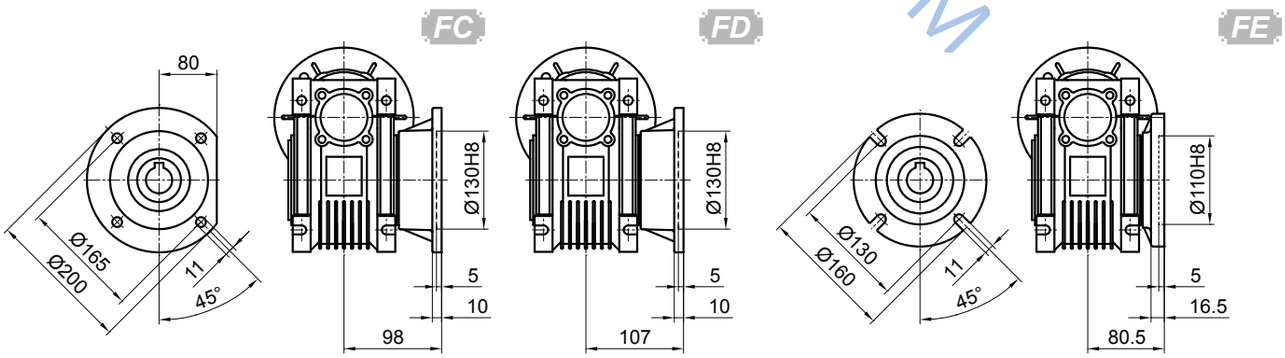

PAM / IEC	D_{E8}	b	t	P	M	N	S
90B5	24	8	27.3	200	165	130	11
90B14	24	8	27.3	140	115	95	9
80B5	19	6	21.8	200	165	130	11
80B14	19	6	21.8	120	100	80	7
71B5	14	5	16.3	160	130	110	8.5
71B14	14	5	16.3	105	85	70	7

	$D1_{H8}$	b1	t1
输出 Output	25	8	28.3
	(28)	(8)	(31.3)
	(..) 根据用户要求定制 (..) Only on request		

*不带电机重量 ≈6.2kg
*Weight without motor ≈6.2kg

NMRV075

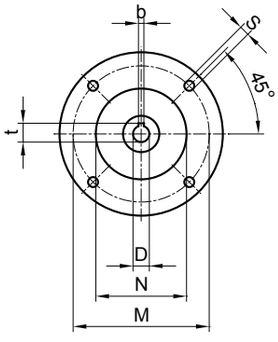

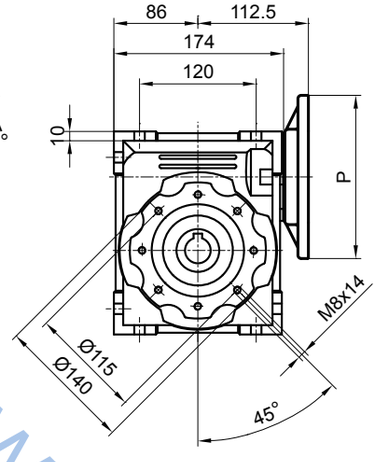

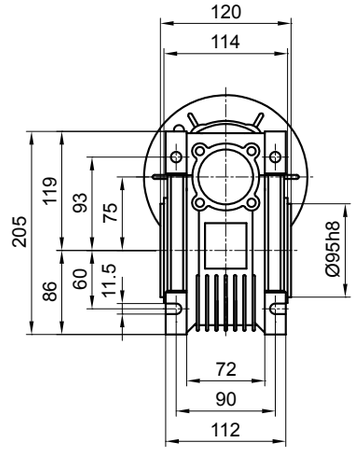

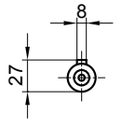

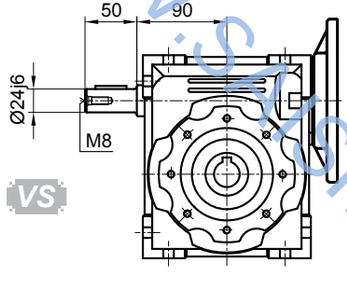

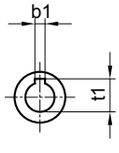

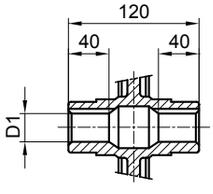

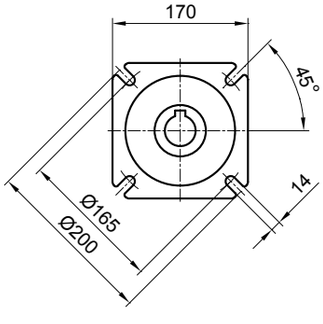

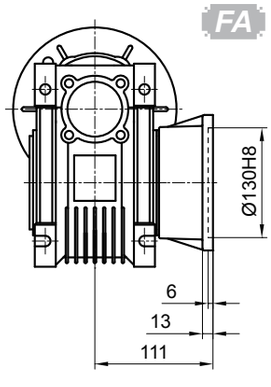

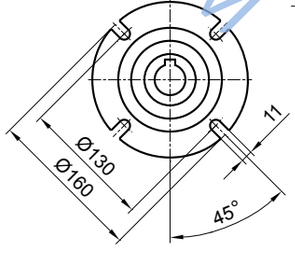

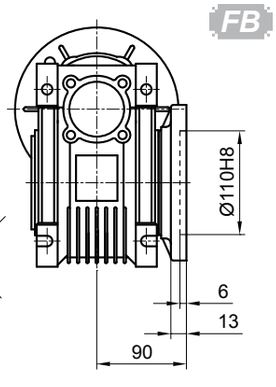

PAM / IEC	D_{E8}	b	t	P	M	N	S
100/112B5	28	8	31.3	250	215	180	13
100/112B14	28	8	31.3	160	130	110	9
90B5	24	8	27.3	200	165	130	11
90B14	24	8	27.3	140	115	95	9
80B5	19	6	21.8	200	165	130	11
80B14	19	6	21.8	120	100	80	6.5
71B5	14	5	16.3	160	130	110	9

	$D1_{H8}$	b1	t1
输出 Output	28	8	31.3
	(35)	(10)	(38.3)
	(..) 根据用户要求定制 (..) Only on request		

*不带电机重量 ≈9.0kg
*Weight without motor ≈9.0kg

NMRV090

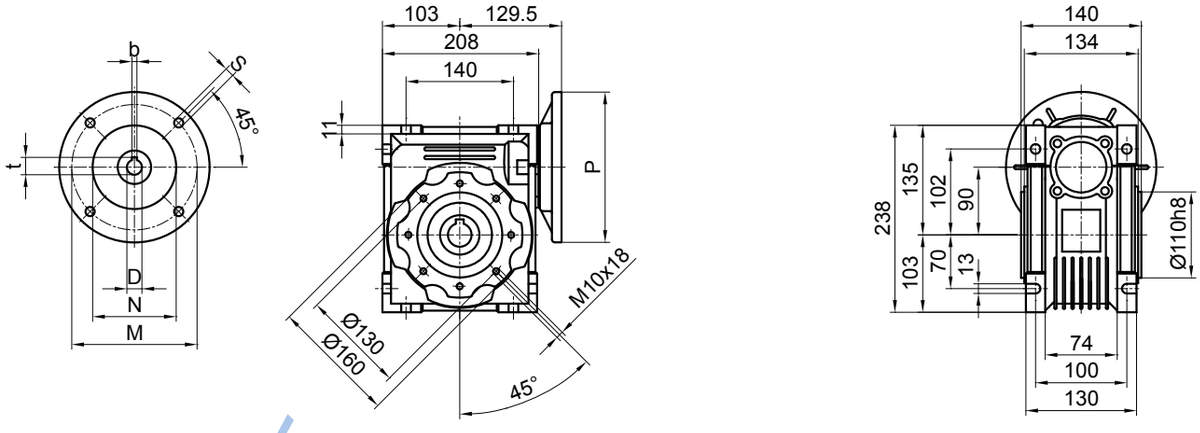

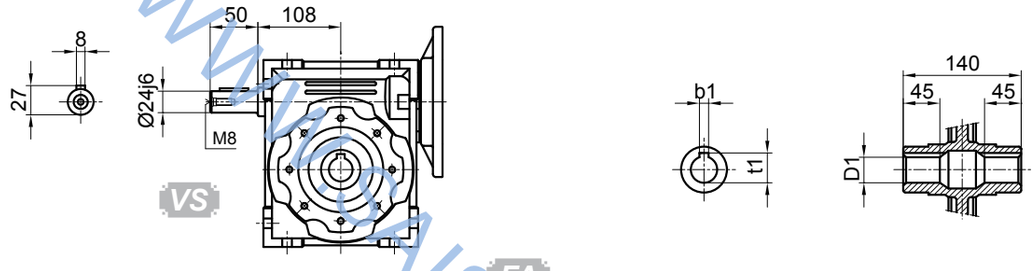

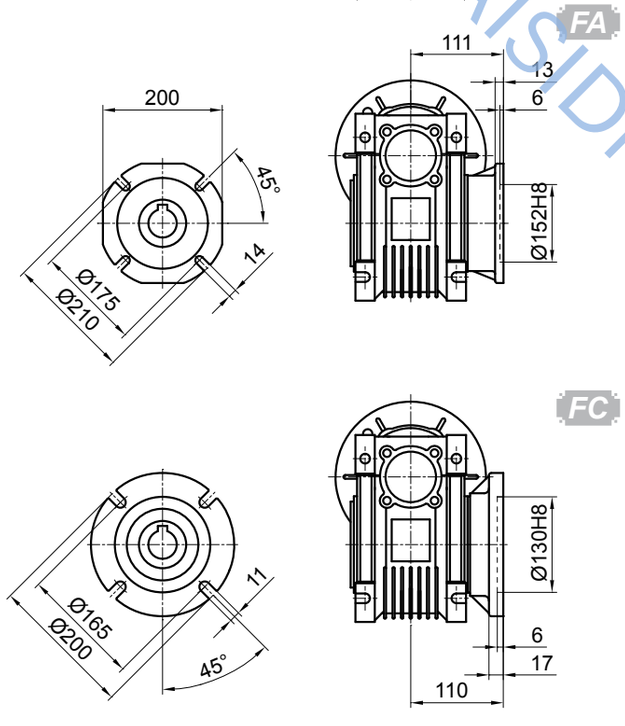

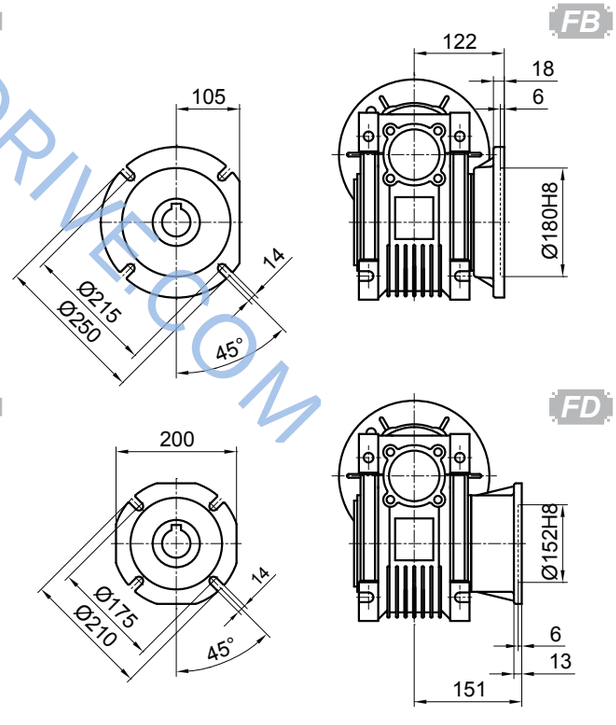

PAM / IEC	D_{E8}	b	t	P	M	N	S	输出 Output	$D1_{H8}$	b1	t1
100/112B5	28	8	31.3	250	215	180	13		35	10	38.3
100/112B14	28	8	31.3	160	130	110	9		(38)	(10)	(41.3)
90B5	24	8	27.3	200	165	130	11				
90B14	24	8	27.3	140	115	95	9				
80B5	19	6	21.8	200	165	130	11		(..) 根据用户要求定制		
80B14	19	6	21.8	120	100	80	6.5		(..) Only on request		

*不带电机重量 ≈13kg
*Weight without motor ≈13kg

NMRV105

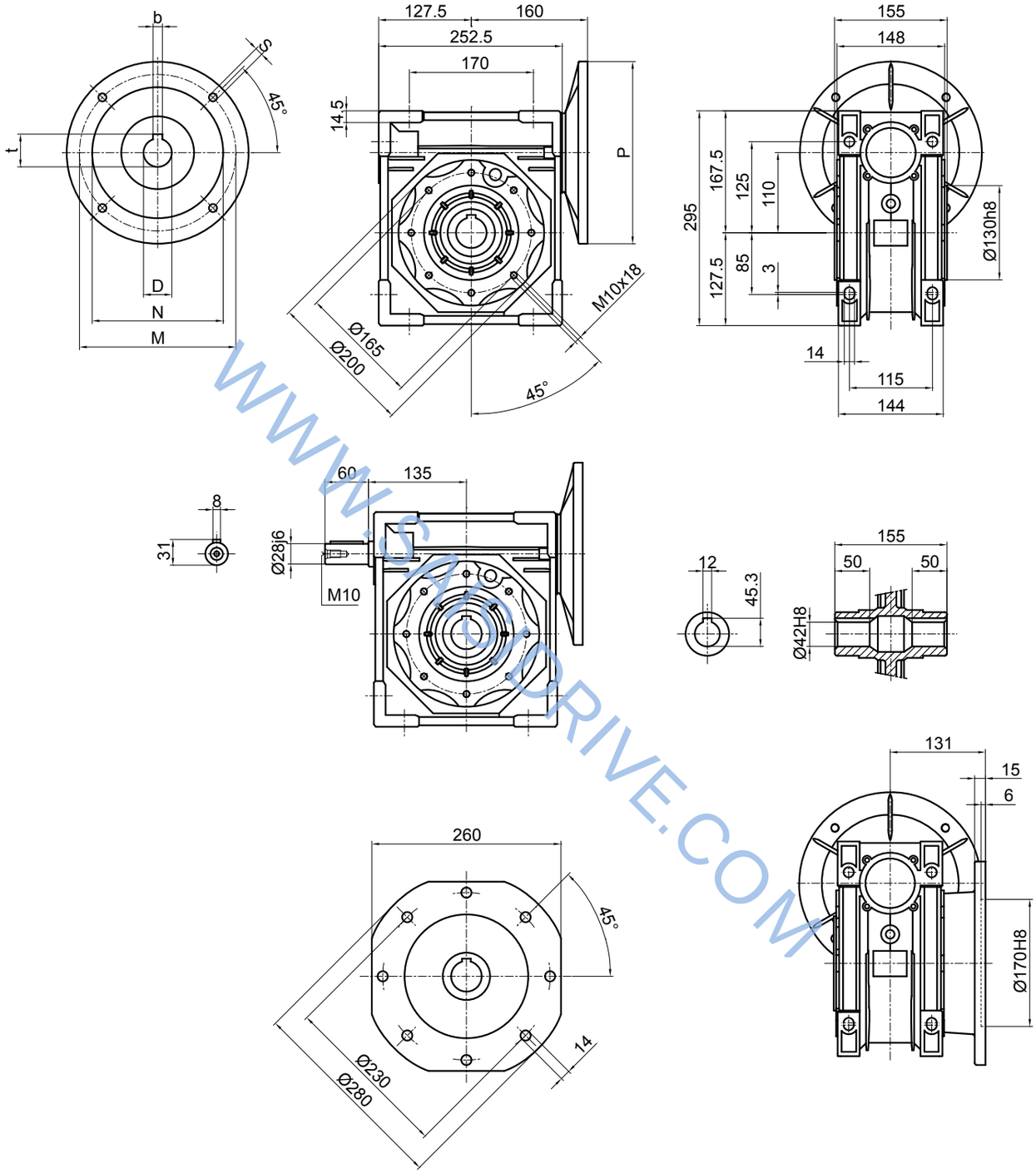

PAM / IEC	D_{E8}	b	t	P	M	N	S
132B5	38	10	41.3	300	265	230	M12
100/112B5	28	8	31.3	250	215	180	13
90B5	24	8	27.3	200	165	130	11
80B5	19	6	21.8	200	165	130	11

*不带电机重量 ≈21kg
*Weight without motor ≈21kg

NMRV110

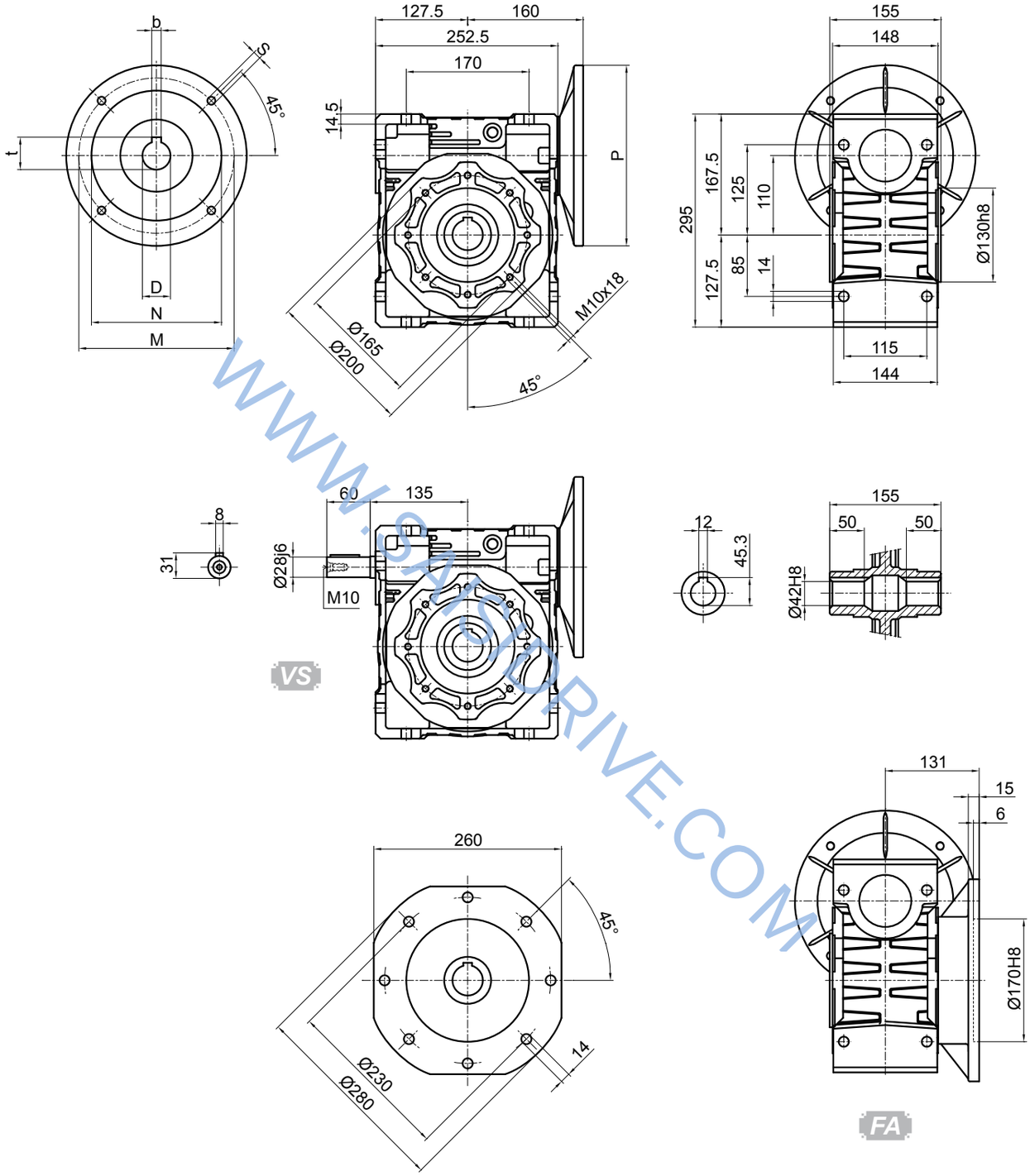

PAM / IEC	D_{E8}	b	t	P	M	N	S
132B5	38	10	41.3	300	265	230	M12
100/112B5	28	8	31.3	250	215	180	13
90B5	24	8	27.3	200	165	130	11
80B5	19	6	21.8	200	165	130	11

*不带电机重量 ≈35kg
*Weight without motor ≈35kg

NMRV130

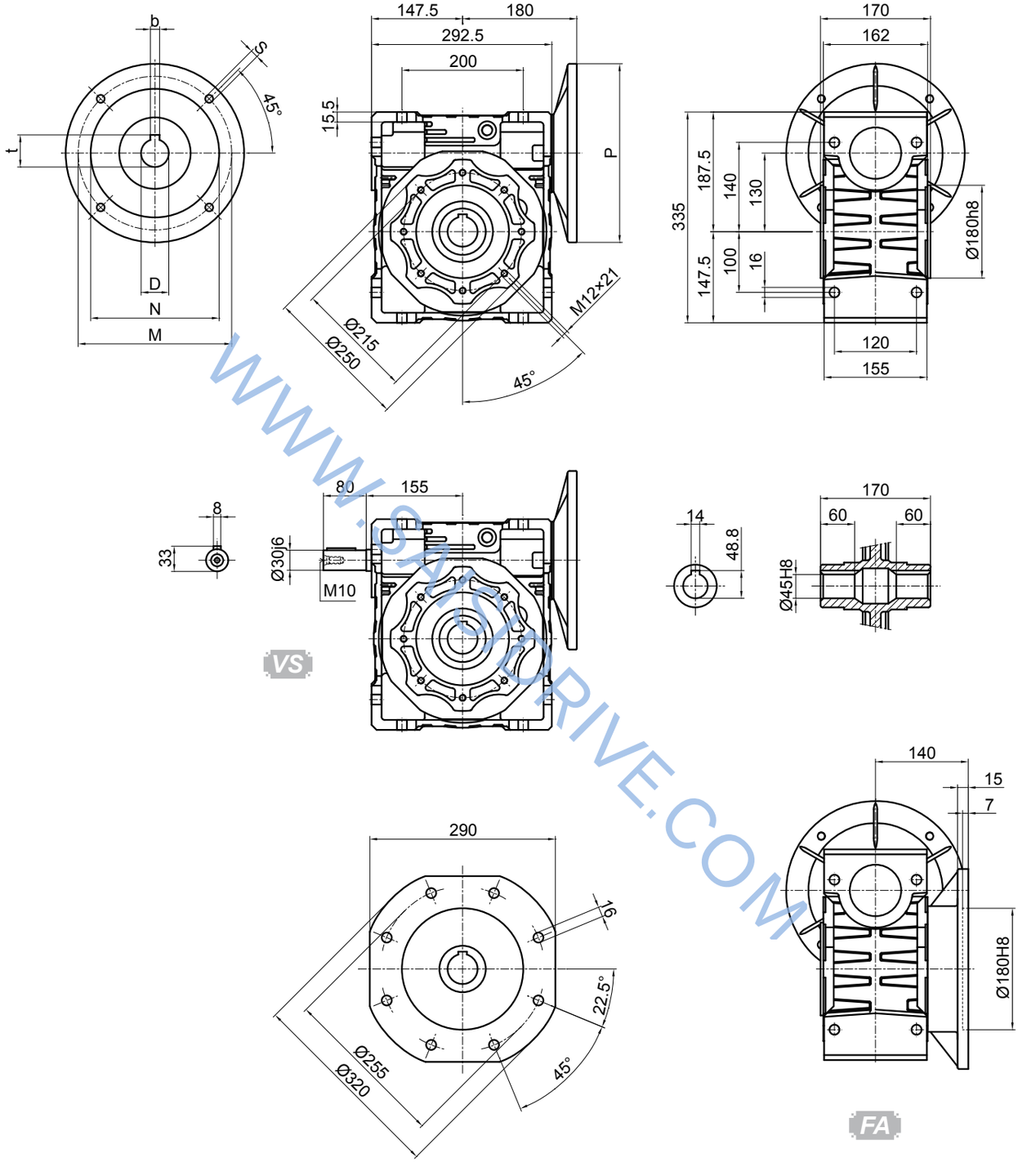

PAM / IEC	D_{E8}	b	t	P	M	N	S
132B5	38	10	41.3	300	265	230	M12
100/112B5	28	8	31.3	250	215	180	13
90B5	24	8	27.3	200	165	130	11

*不带电机重量 ≈48kg
*Weight without motor ≈48kg

NMRV150

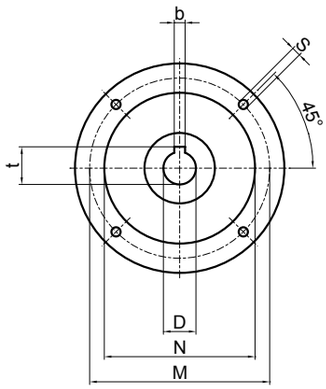

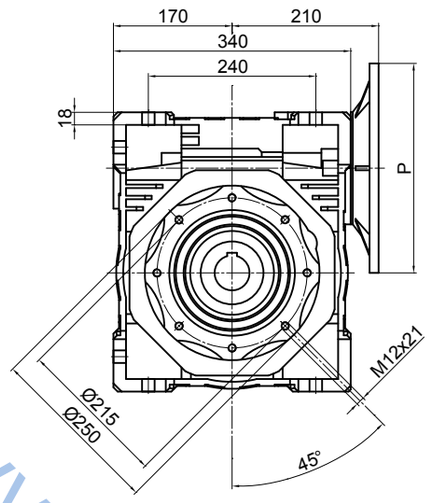

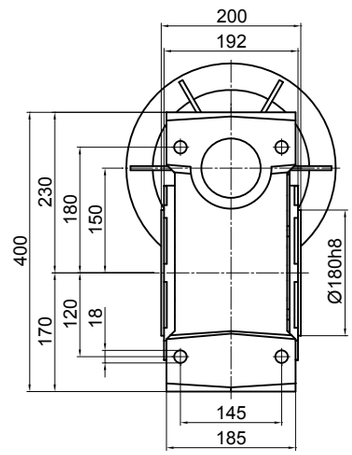

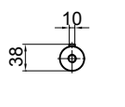

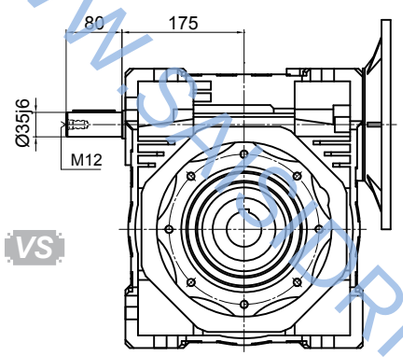

VS

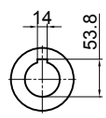

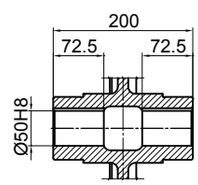

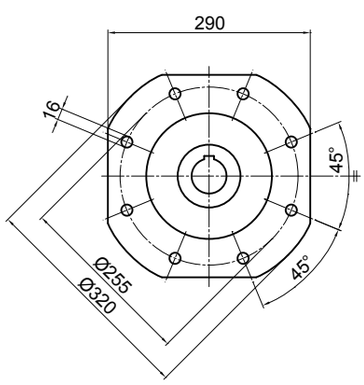

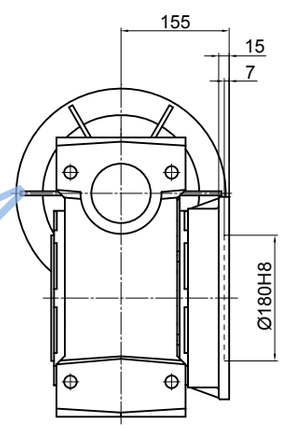

FA

PAM / IEC	D_{E8}	b	t	P	M	N	S
160B5	42	12	45.3	350	300	250	19
132B5	38	10	41.3	300	265	230	M12
100/112B5	28	8	31.3	250	215	180	M12

*不带电机重量 ≈84kg
*Weight without motor ≈84kg

10.2 ***PC+NMRV*** *尺寸图*

- 关于输出法兰的尺寸，请参考NMRV有关图纸。
- 关于空心输出轴的尺寸，请参考NMRV的相关图纸。
- 关于双轴伸蜗杆的尺寸，请参考NMRV的相关图纸。

10.2 ***PC+NMRV*** *Dimensions charts*

- For the dimensions of the output flanges, please consider the drawing of relevant NMRV size.
- For the dimensions of the hollow shafts in option, please consider the drawing of relevant NMRV size.
- For the dimensions of the double extention worm shafts, please consider the drawing o. f relevant NMRV size

PC063 - NMRV040

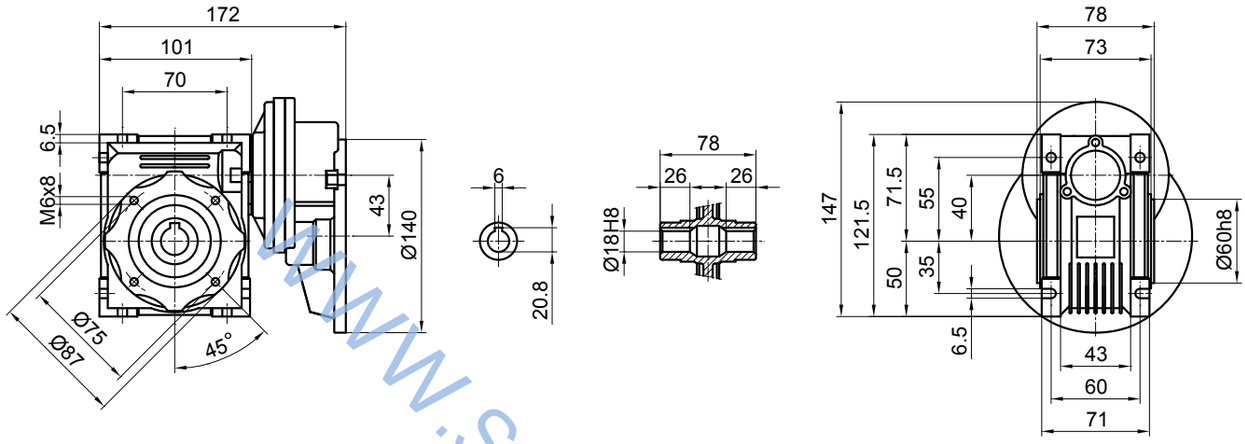

PC063 - NMRV050

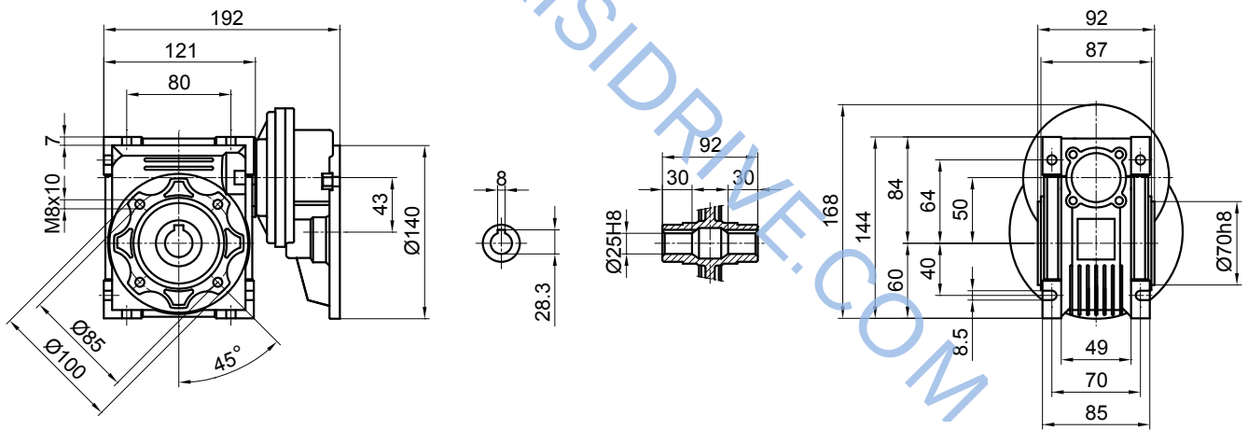

PC063 - NMRV063

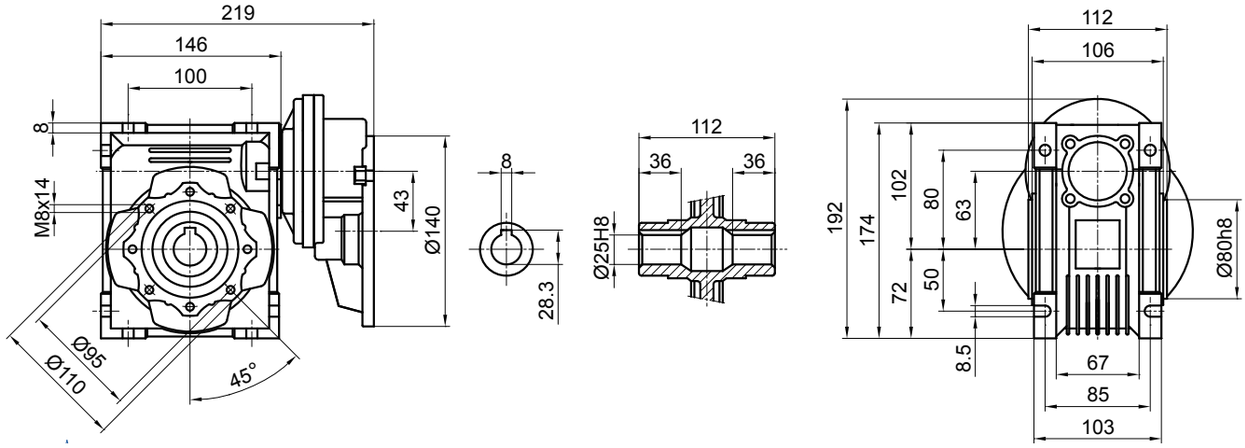

PC071 - NMRV050

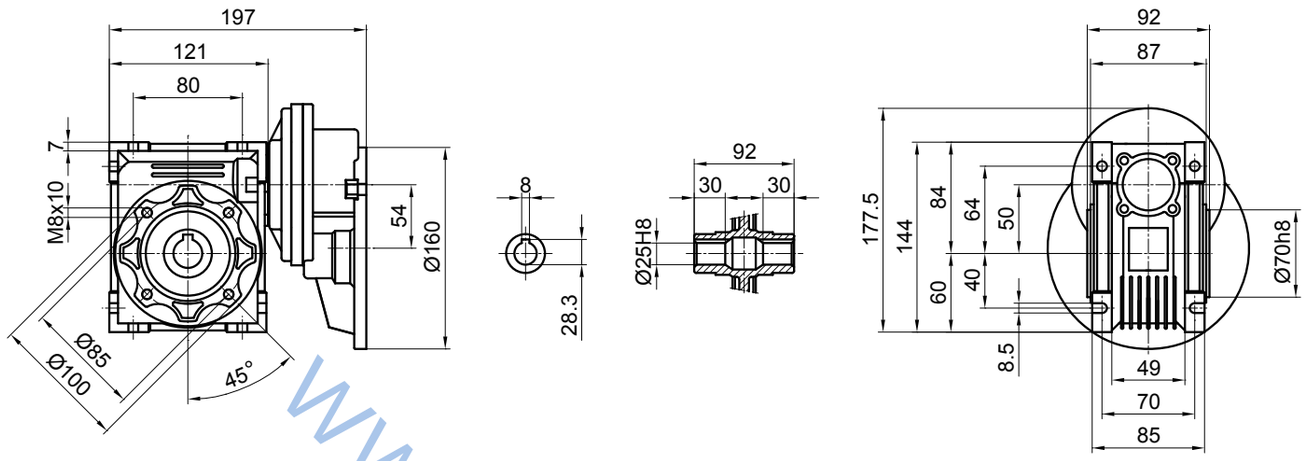

PC071 - NMRV063

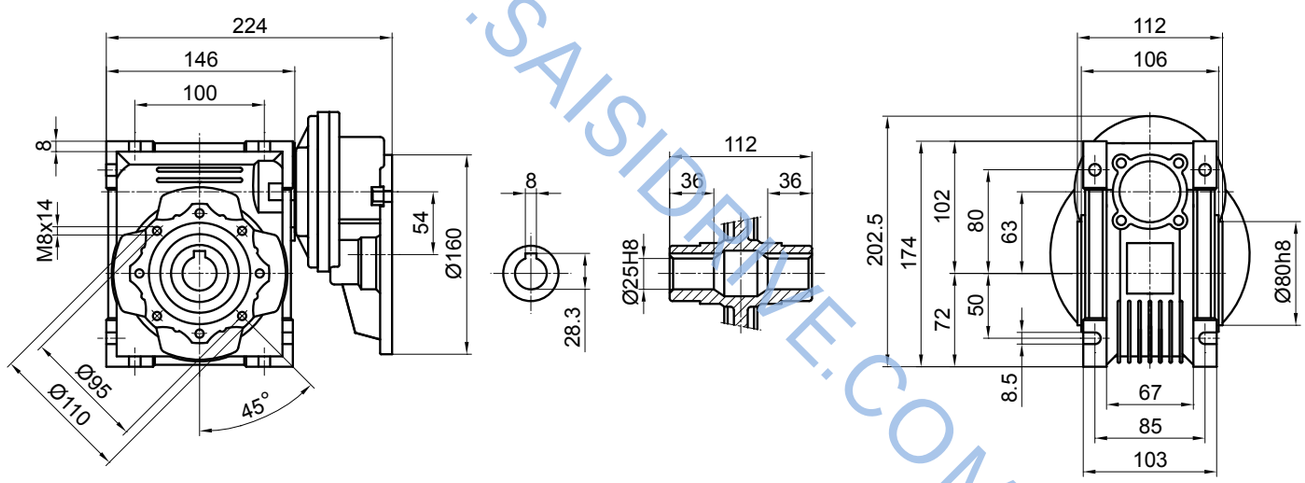

PC071 - NMRV075

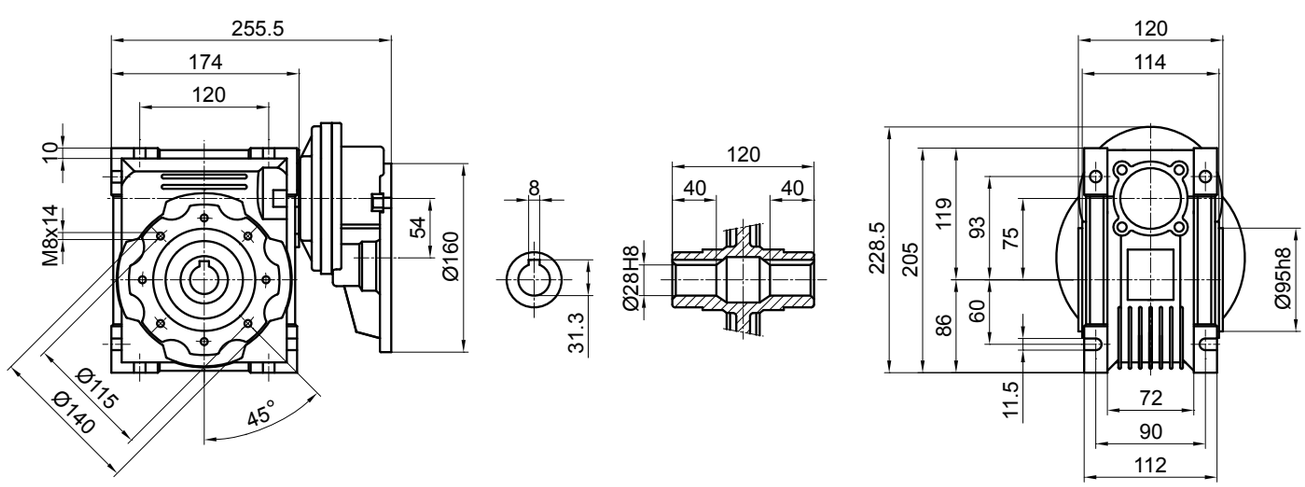

PC071 - NMRV090

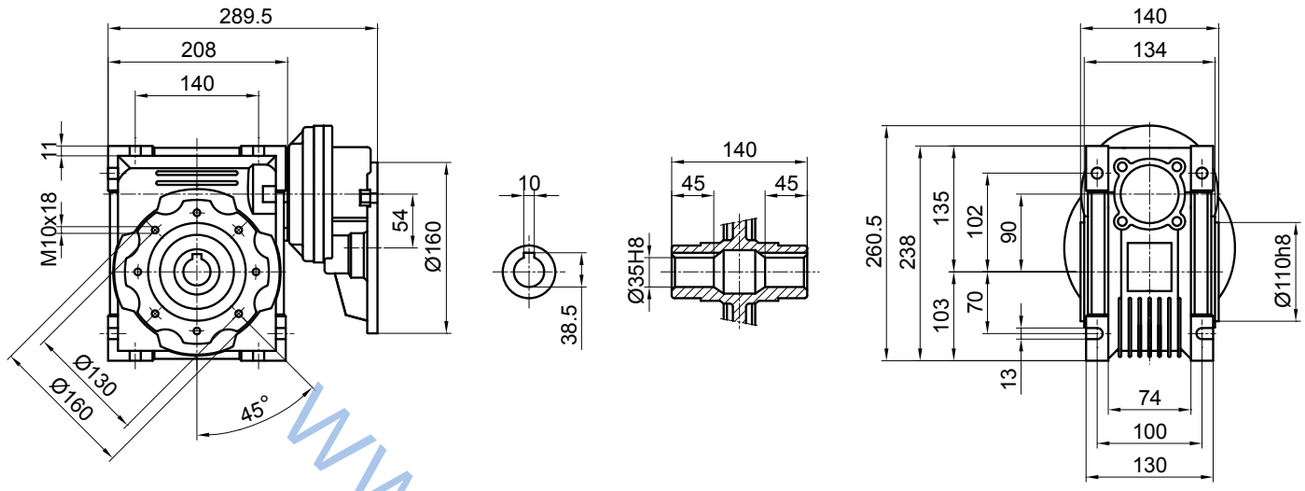

PC080 - NMRV075

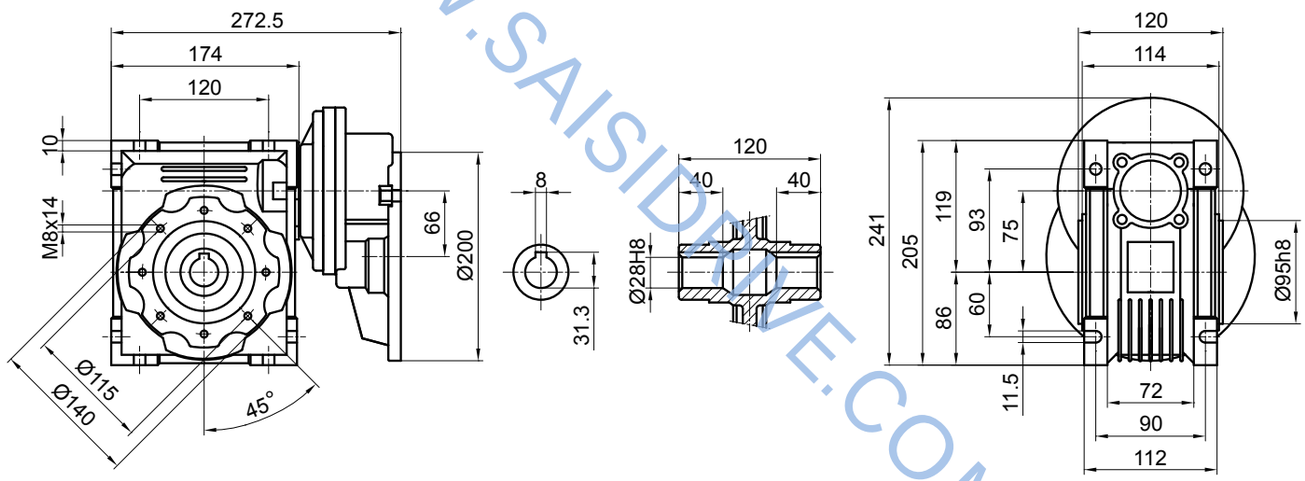

PC080 - NMRV090

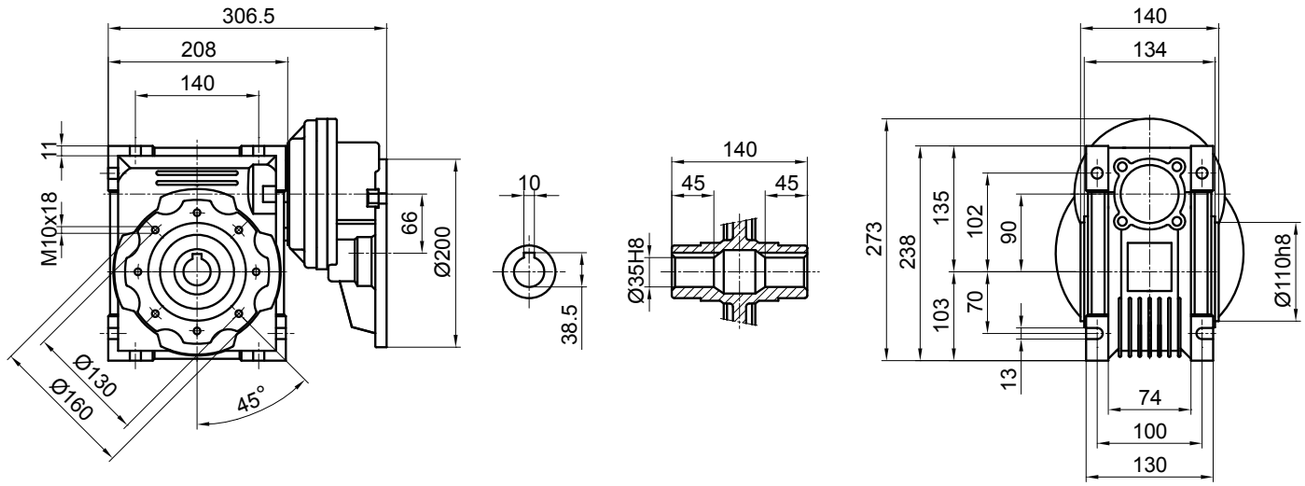

PC080(090) - NMRV105

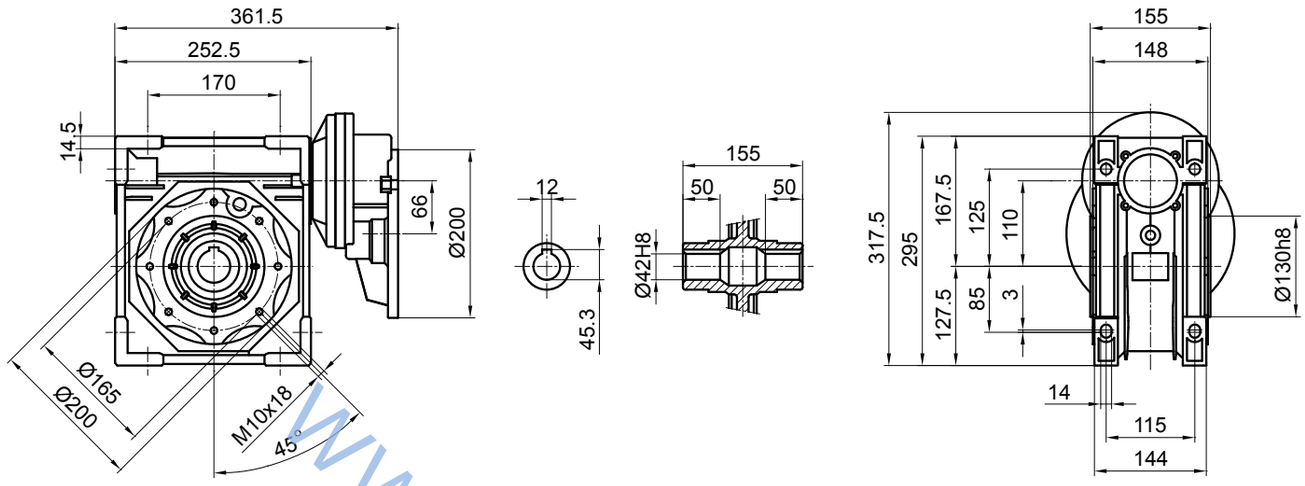

PC080(090) - NMRV110

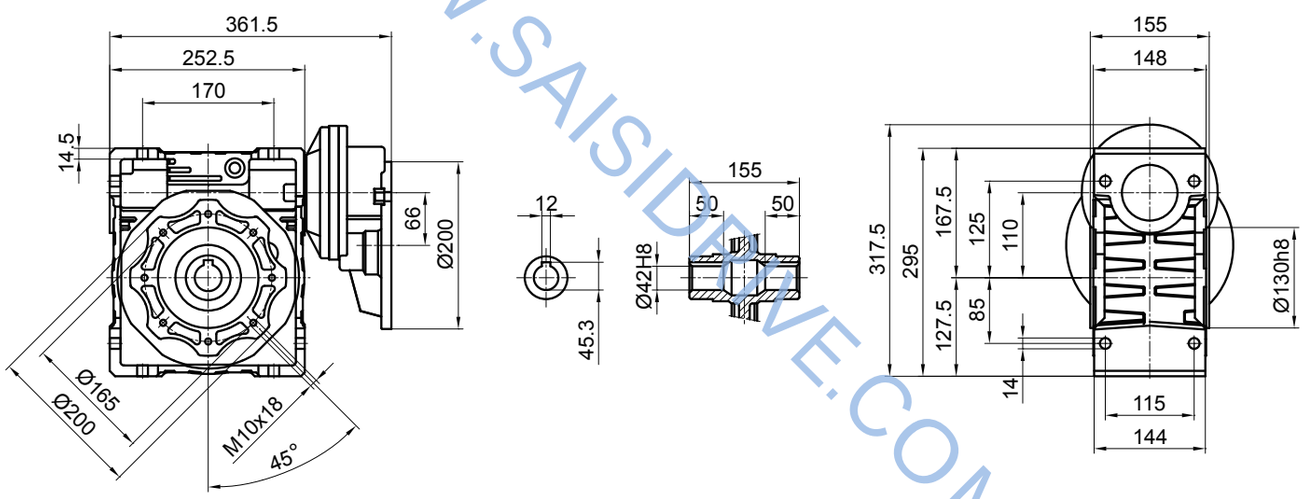

PC080(090) - NMRV130

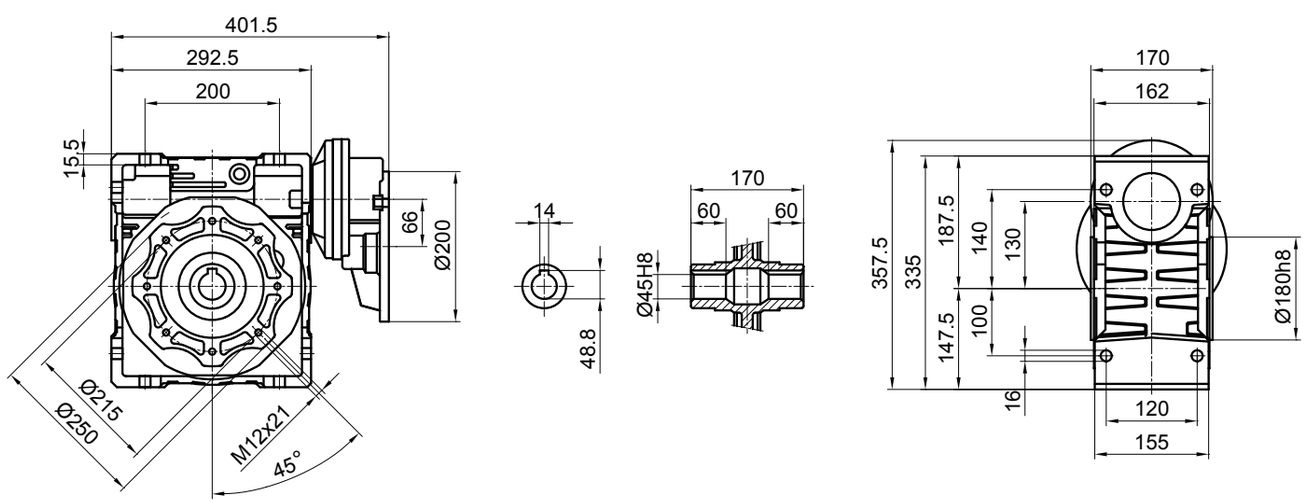

10.3 ***NMRV+NMRV 尺寸图***

- 关于输出法兰的尺寸，请参考NMRV有关图纸。
- 关于空心输出轴的尺寸，请参考NMRV的相关图纸。
- 关于双轴伸蜗杆的尺寸，请参考NMRV的相关图纸。

10.3 ***NMRV+NMRV Dimensions charts***

- For the dimensions of the output flanges, please consider the drawing of relevant NMRV size.
- For the dimensions of the hollow shafts in option, please consider the drawing of relevant NMRV size.
- For the dimensions of the double extention worm shafts, please consider the drawing o. f relevant NMRV size

NMRV 025 - 030

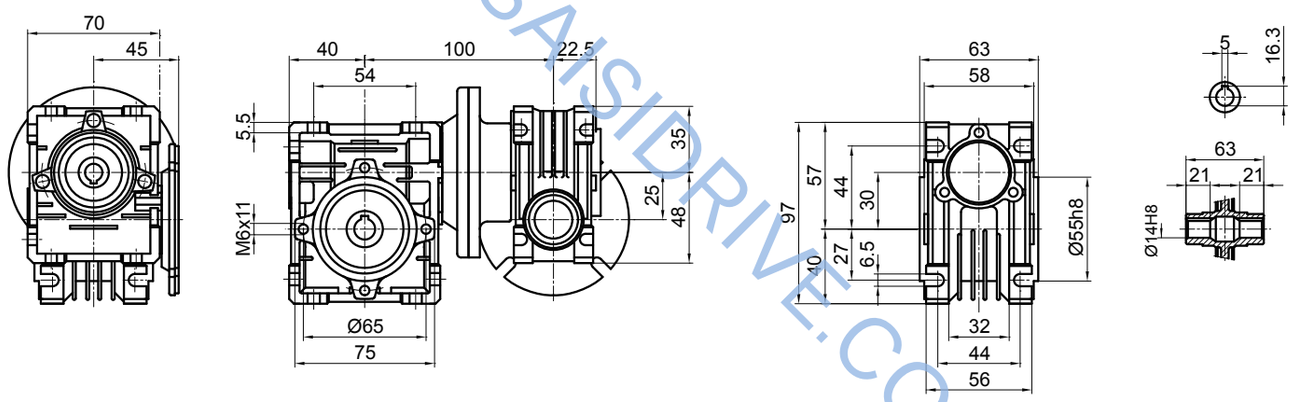

NMRV 025 - 040

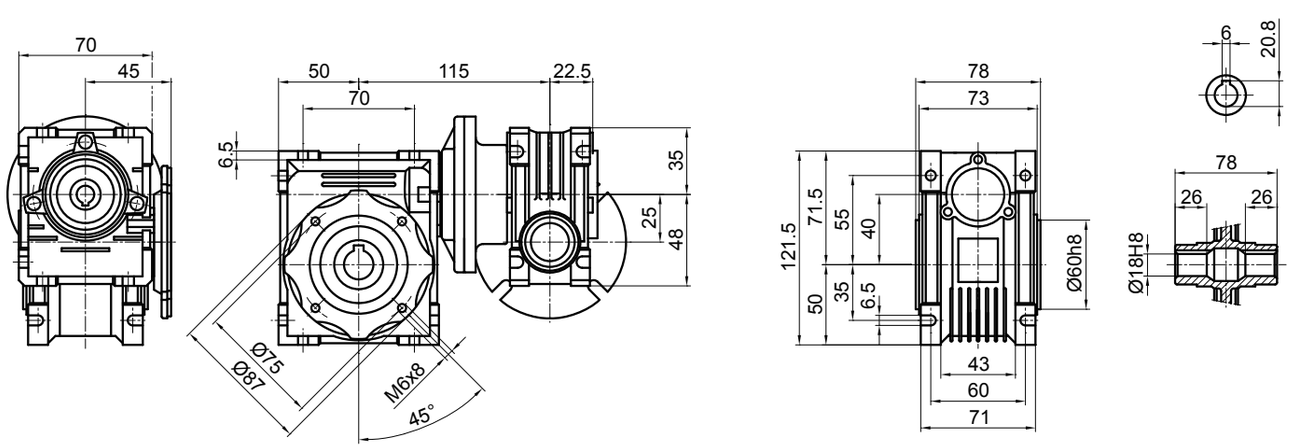

NMRV 030 - 040

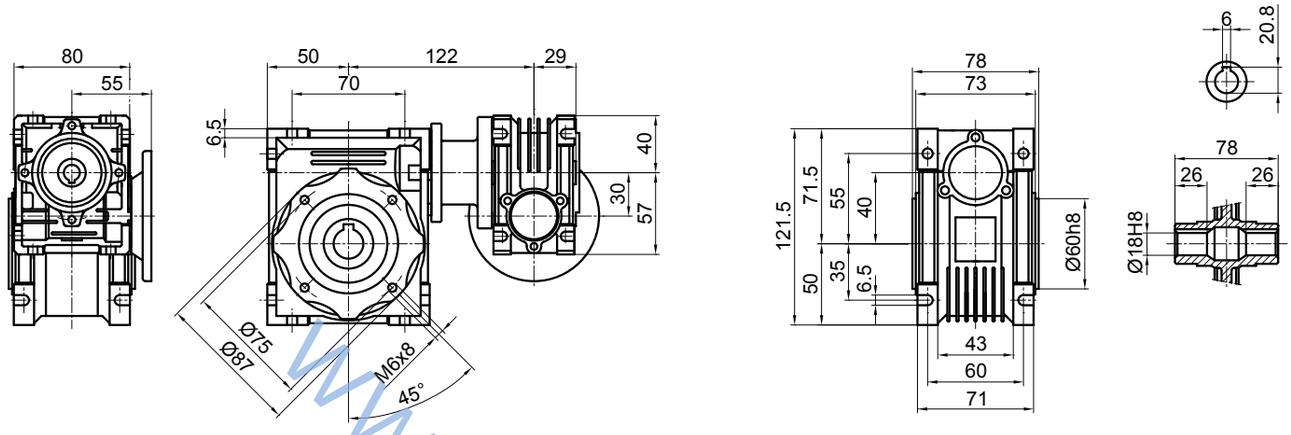

NMRV 030 - 050

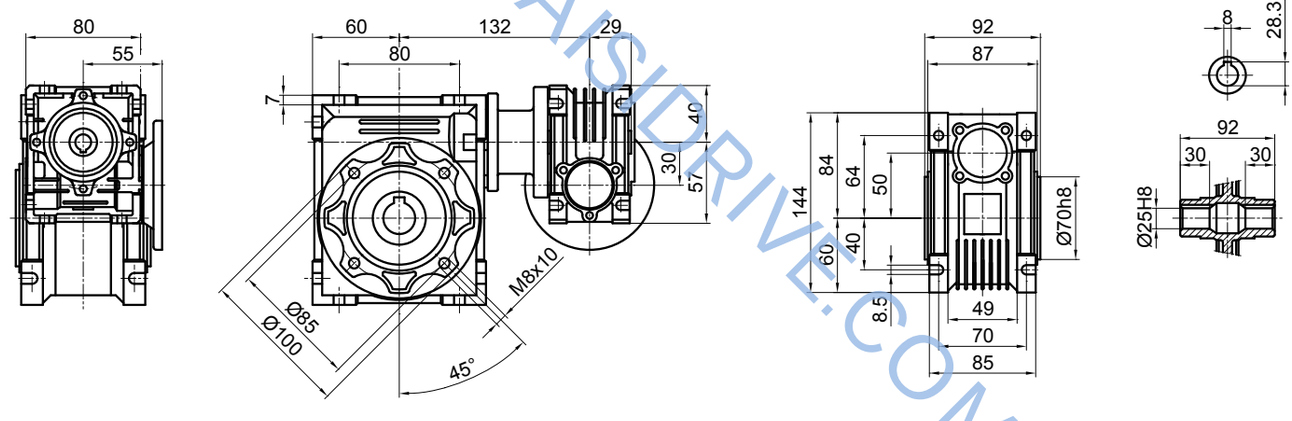

NMRV 030 - 063

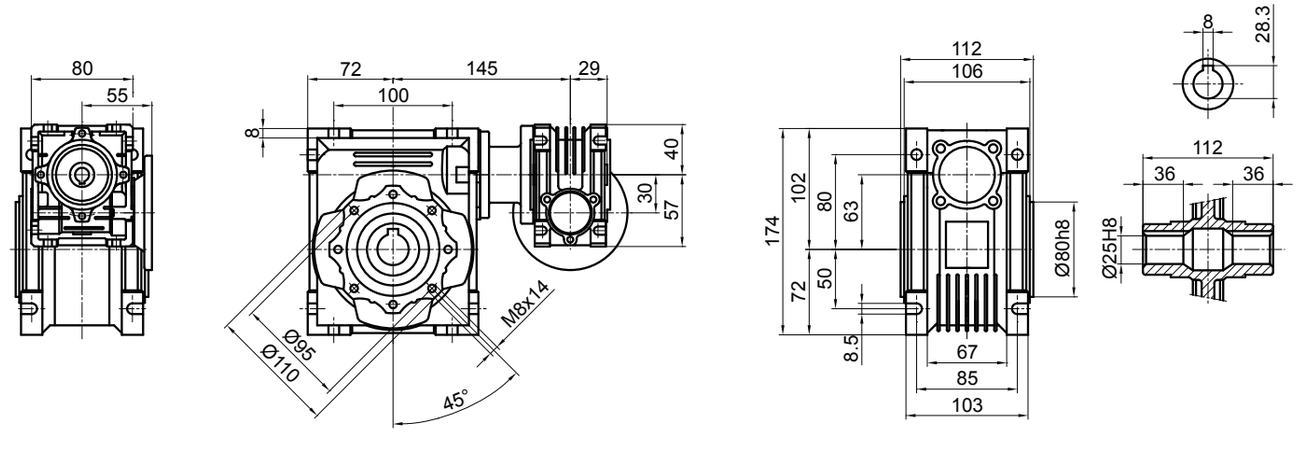

NMRV 040 - 075

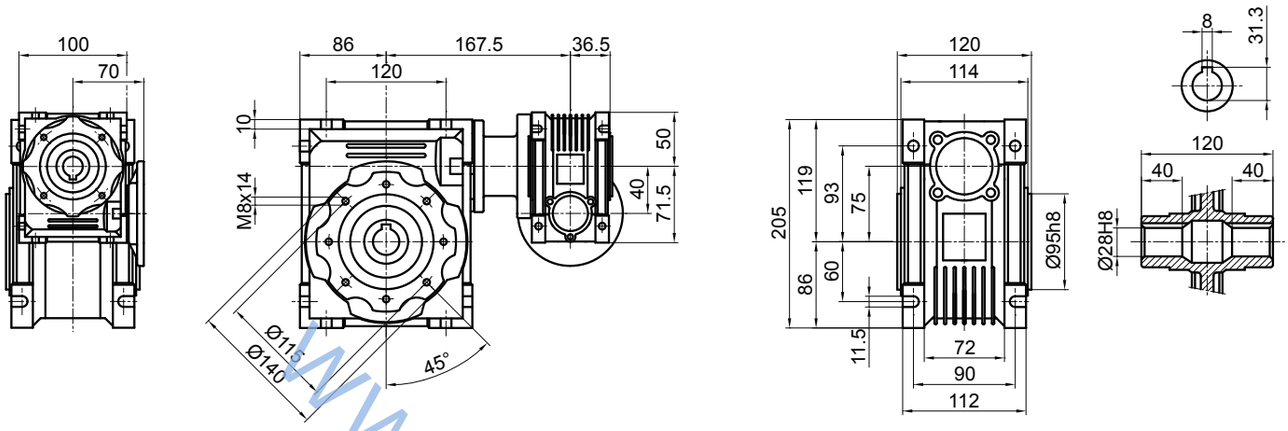

NMRV 040 - 090

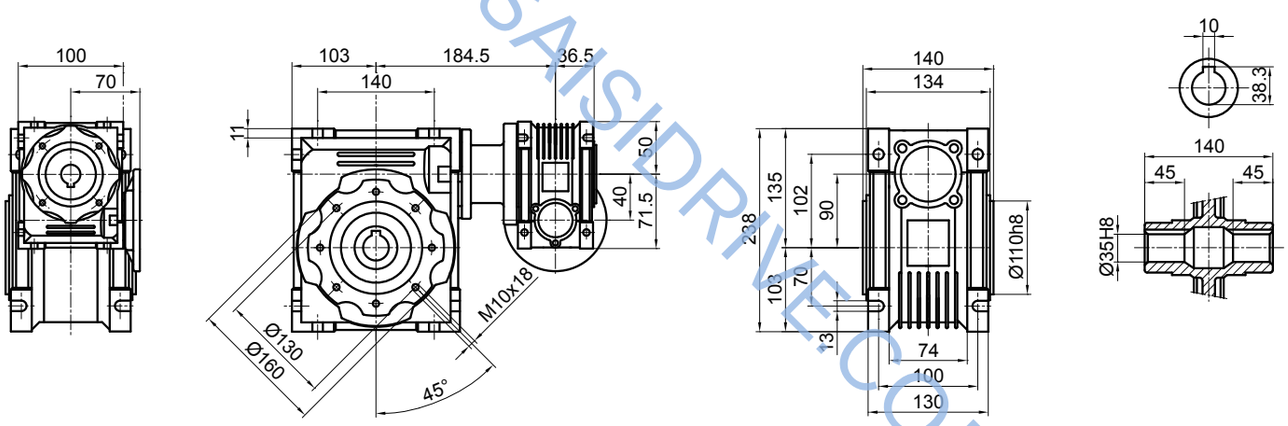

NMRV 050 - 105

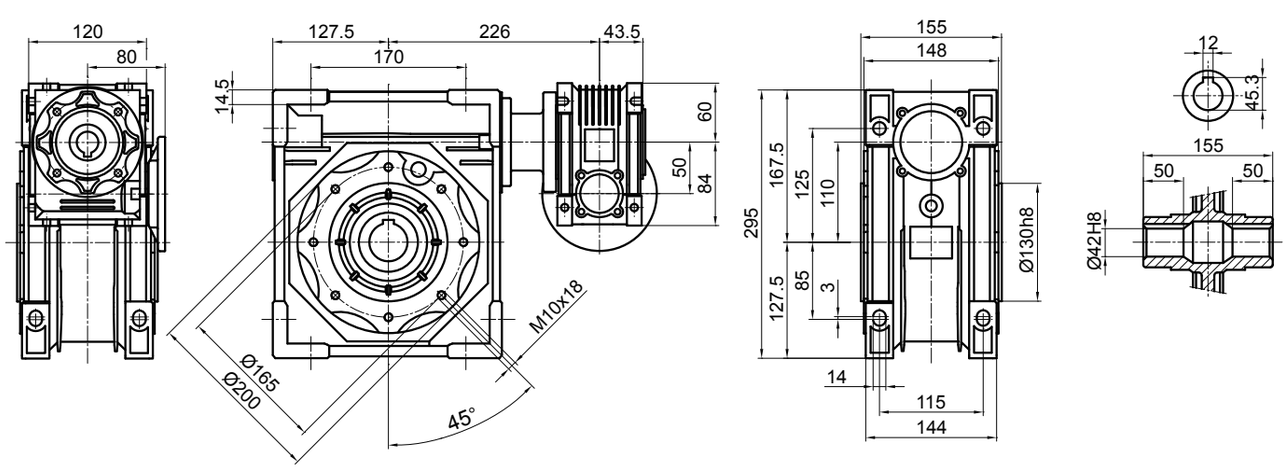

NMRV 050 - 110

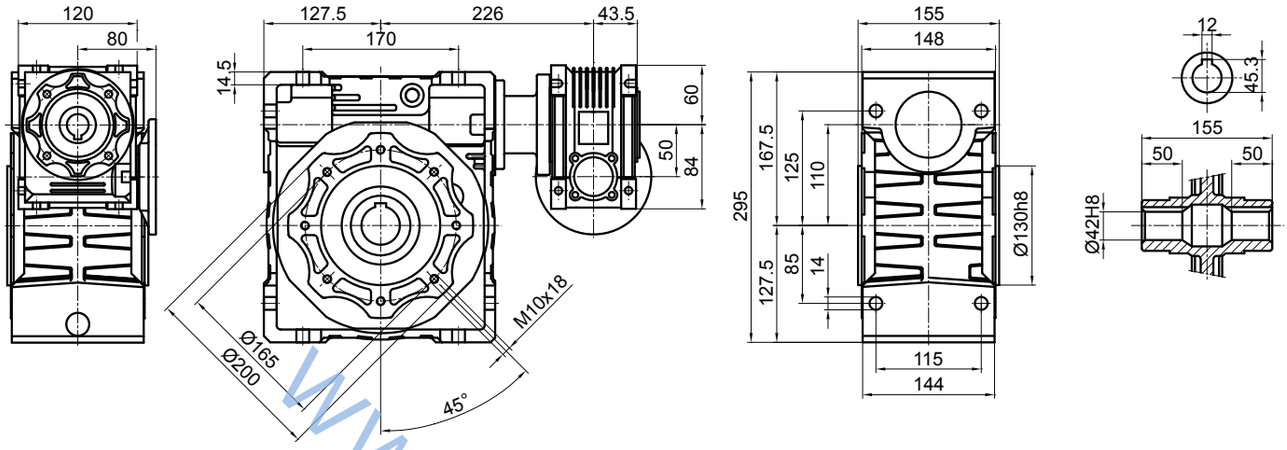

NMRV 063 - 130

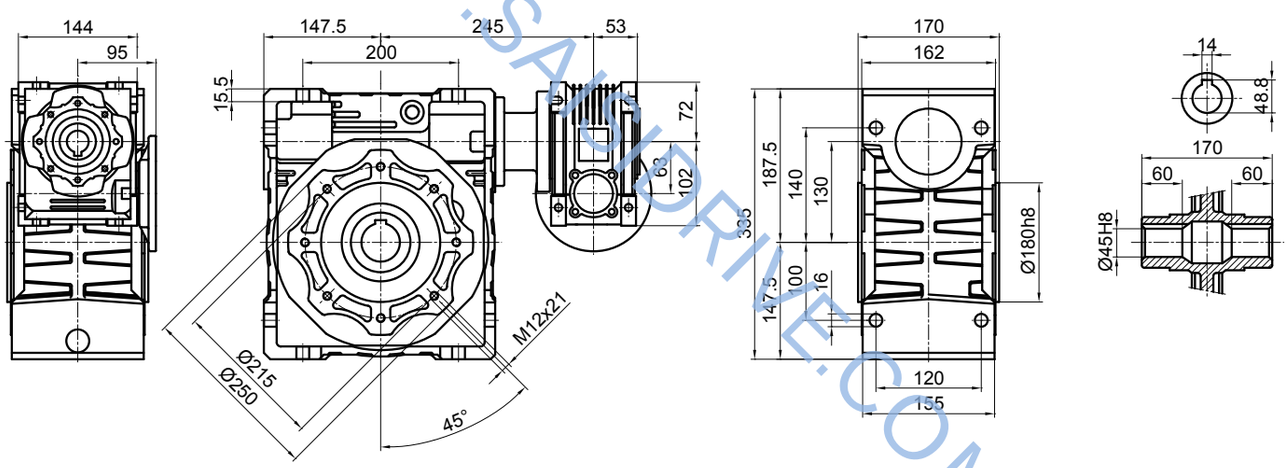

NMRV 063 - 150

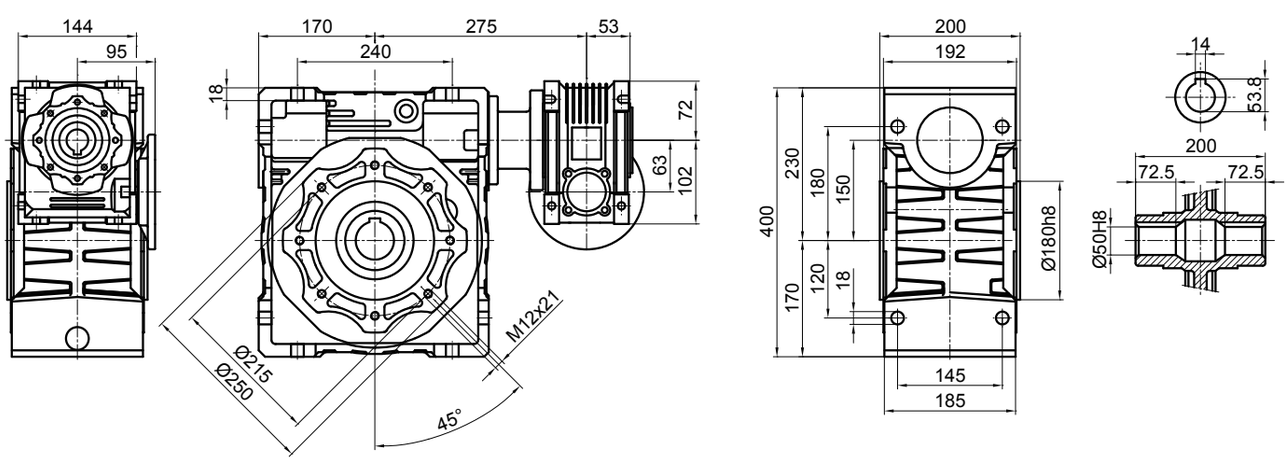

10.4 ***UDL(TXF)+NMRV*** *尺寸图*

10.4 ***UDL(TXF)+NMRV*** *Dimensions charts*

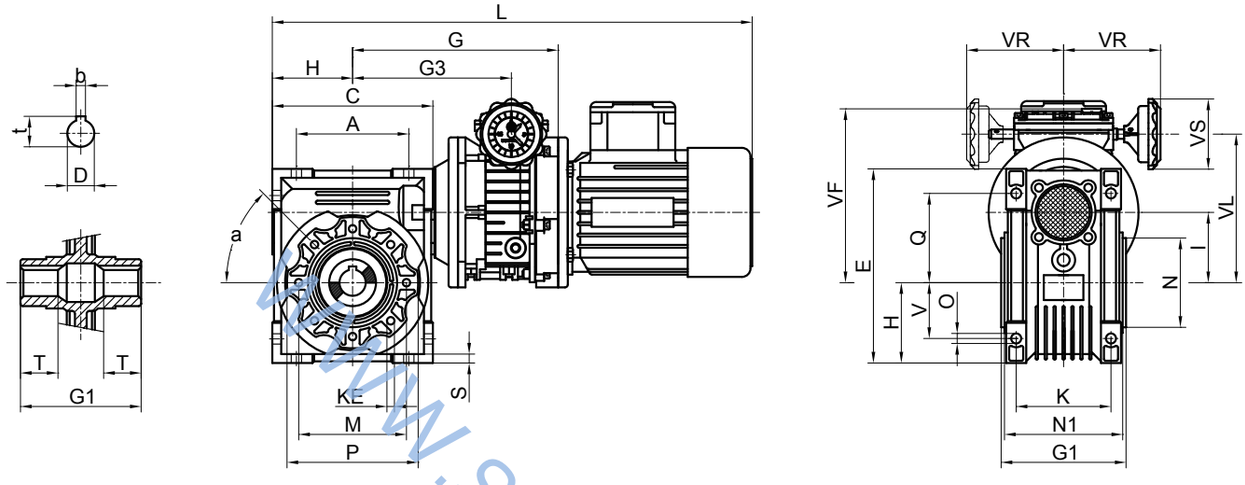

	A	C	D_{H8}	b	t	E	G	G1	G3	H	I	L	M	N_{h8}	N1	O	P	Q	S	T	V	VF	VR	VS	VL	K	KE	a
UDL002-NMRV040							181.5		134			438.5										153	113	70	118			
UDL005NMRV040	70	100	18	6	20.8	121.5	178	78	141.5	50	40	453	75	60	73	6.5	87	55	6.5	26	35	165	113	70	131	60	M6x8 (n=4)	45°
TXF005NMRV040							177		127			452										152	115	70	123.5			
UDL002NMRV050							191.5		144			458.5										163	113	70	128			
UDL005NMRV050	80	120	25	8	28.3	144	188	92	151.5	60	50	473	85	70	87	8.5	100	64	7	30	40	175	113	70	141	70	M8x10 (n=8)	45°
TXF005NMRV050							187		137			472										162	115	70	133.5			
UDL005NMRV063							204		167.5			501										188	113	70	154			
TXF005NMRV063	100	144	25	8	28.3	174	203	112	153	72	63	500	95	80	106	8.5	110	80	8	36	50	175	115	70	146.5	85	M8x14 (n=8)	45°
UDL010-NMRV063							239.5		183.5			566.5										205	120	85	170			
TXF010-NMRV063							227		164.5			554										197	126	85	166			
UDL010-NMRV075							256.5		200.5			597.5										217	120	85	182			
TXF010NMRV075	120	172	28	8	31.3	205	244	120	181.5	86	75	585	115	95	114	11	140	93	10	40	60	209	126	85	178	90	M8x14 (n=8)	45°
UD020NMRV075							287		219.5			668										223	140	85	202			
UDL010-NMRV090							273		217			631										232	120	85	197			
TXF010-NMRV090	140	206	35	10	38.3	238	260.5	140	198	103	90	618.5	130	110	134	13	160	102	11	45	70	224	126	85	193	110	M10x18 (n=8)	45°
UD020-NMRV090							304		236.5			702										238	140	85	217			
UDL010-NMRV105 ***UDL010NMRV110***							303.5		247.5			686										252	120	85	217			
TXF010NMRV105 ***TXF010NMRV110***							291		228.5			673.5										244	120	85	213			
UD020NMRV105 ***UD020NMRV110***	170	252.5	42	12	45.3	295	334	155	266.5	127.5	110	756.5	165	130	148	14	200	125	14	50	85	258	140	85	237	115	M10x18 (n=8)	45°
UD030NMRV105 ***UD030NMRV110*** ***UD050NMRV105*** ***UD050NMRV110***							382		291			834.5 / 849.5										291	150	120	268			
UD020NMRV130							354		286.5			796.5										278	140	85	257			
UD030NMRV130	200	292.5	45	14	48.8	335	402	170	311	147.5	130	874.5	215	180	162	16	250	140	15	60	100	311	150	120	288	120	M12x21 (n=8)	45°
UD050NMRV130							402		311			889.5										311	150	120	288			

10.5 ***NRV*** *尺寸图*

10.5 ***NRV*** *Dimensions charts*

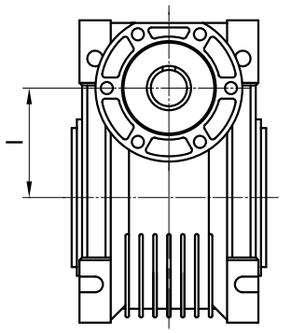

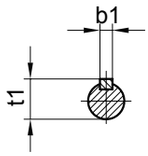

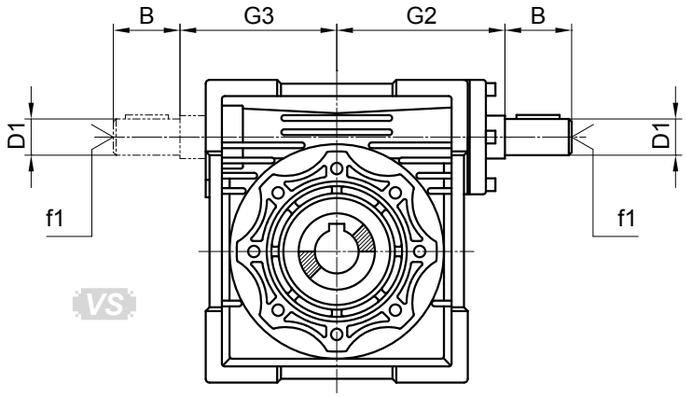

RV	025	030	040	050	063	075	090	105/110	130	150
B	20	20	23	30	40	50	50	60	80	80
D1	9 j6	9 j6	11 j6	14 j6	19 j6	24 j6	24 j6	28 j6	30 j6	35 j6
G2	38	51	60	74	90	105	125	142	162	195
G3	37	45	53	64	75	90	108	135	155	175
l	25	30	40	50	63	75	90	110	130	150
b1	3	3	4	5	6	8	8	8	8	10
f1	-	-	-	M6	M6	M8	M8	M10	M10	M12
t1	10.2	10.2	12.5	16	21.5	27	27	31	33	38

10.6 ***NRV+JMRV*** *尺寸图*

10.6 ***NRV+NMRV*** *Dimensions charts*

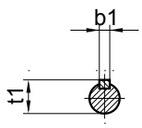

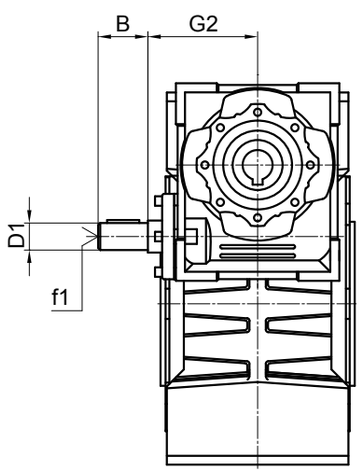

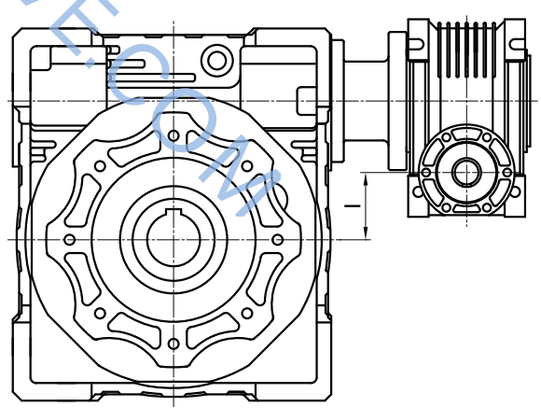

NRV-NMRV	030-040	030-050	030-063	040-075	040-090	050-105 050-110	063-130	063-150
B	20	20	20	23	23	30	40	40
D1	9 j6	9 j6	9 j6	11 j6	11 j6	14 j6	19 j6	19j6
G2	51	51	51	60	60	74	90	90
l	10	20	33	35	50	50	67	87
b1	3	3	3	4	4	5	6	6
f1	-	-	-	-	-	M6	M6	M6
t1	10.2	10.2	10.2	12.5	12.5	16	21.5	21.5

10.7 ***输出轴***

10.7 ***Output shaft***

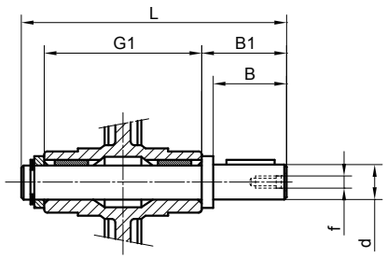

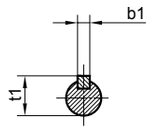

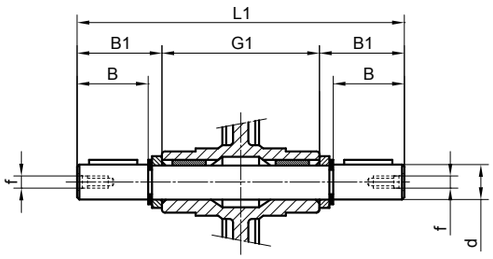

AS

AB

	d	B	B1	G1	L	L1	f	b1	t1
025	11 g6 (9)	23 (25)	25.5 (30)	50	81 (85.5)	101	-	4 (3)	12.5 (10.2)
030	14 g6	30	32.5	63	102	128	M6	5	16
040	18 h6	40	43	78	128	164	M6	6	20.5
050	25 h6	50	53.5	92	153	199	M10	8	28
063	25 h6	50	53.5	112	173	219	M10	8	28
075	28 h6	60	63.5	120	192	247	M10	8	31
090	35 h6	80	84.5	140	234	309	M12	10	38
105/110	42 h6	80	84.5	155	249	324	M16	12	45
130	45 h6	80	85	170	265	340	M16	14	48.5
150	50 h6	82	87	200	297	374	M16	14	53.5

(..) 根据用户要求定制
(..) Only on request

10.8 ***防护罩***

10.8 ***Protective Cover***

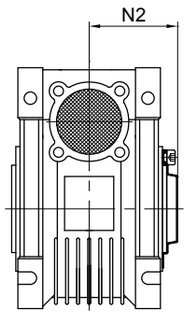

	N2
030	42
040	50
050	58
063	69
075	74
090	86
105/110	94
130	102
150	113

10.9 ***扭力臂***

10.9 ***Torque arm***

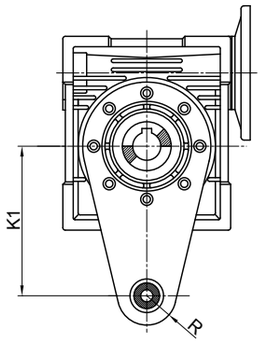

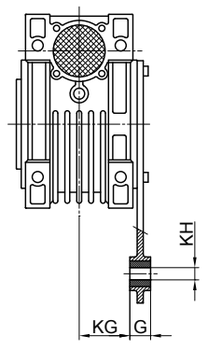

	K1	G	KG	KH	R
025	70	14	17.5	8	15
030	85	14	24	8	15
040	100	14	31.5	10	18
050	100	14	38.5	10	18
063	150	14	49	10	18
075	200	25	47.5	20	30
090	200	25	57.5	20	30
105/110	250	30	62	25	35
130	250	30	69	25	35
150	250	30	84	25	35

11.0 NMRV–英制系列
NMRV-INCH SERIES

11.1 *尺寸*

11.1 *Dimensions chart*

NMRV

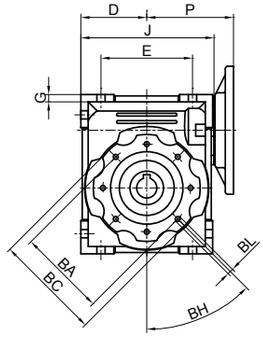

NRV

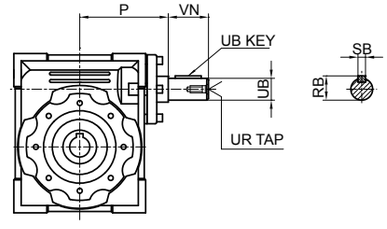

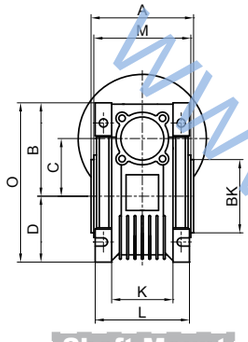

Shaft Mount

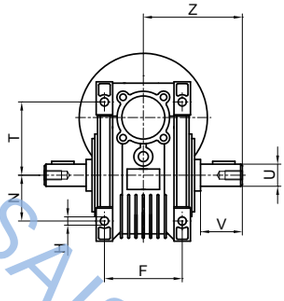

Foot Mount

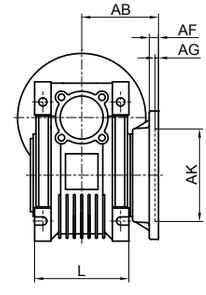

Flange Mount

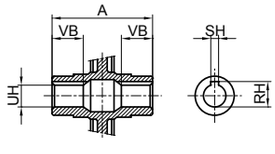

Hollow Output Bore

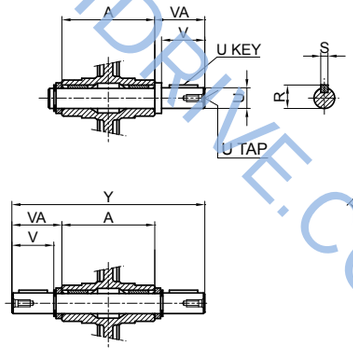

Output Shaft

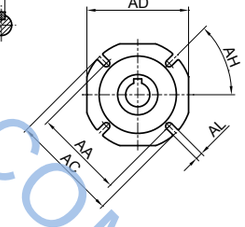

Output Flange

Hollow Output Bore	030	040	050	063	075	090	105/110	130	150
RH	0.71	0.84	1.12	1.24	1.37	1.52	1.8	1.93	2.22
SH	0.1875	0.1875	0.25	0.25	0.25	0.3125	0.375	0.375	0.500
UH	$0.625^{+0.001}_{0}$	$0.75^{+0.001}_{0}$	$1.0^{+0.001}_{0}$	$1.125^{+0.001}_{0}$	$1.25^{+0.001}_{0}$	$1.375^{+0.001}_{0}$	$1.625^{+0.001}_{0}$	$1.75^{+0.001}_{0}$	$2.0^{+0.001}_{0}$
VB	0.83	1.14	1.28	1.42	1.56	1.77	1.97	2.24	2.85

Output Shaft	030	040	050	063	075	090	105/110	130	150
R	0.7	0.83	1.11	1.23	1.36	1.51	1.79	1.92	2.22
S	0.1875	0.1875	0.25	0.25	0.25	0.3125	0.375	0.375	0.500
U	$0.625^{0}_{-0.0005}$	$0.75^{0}_{-0.0005}$	$1.0^{0}_{-0.0005}$	$1.125^{0}_{-0.0005}$	$1.25^{0}_{-0.0005}$	$1.375^{0}_{-0.0005}$	$1.625^{0}_{-0.0005}$	$1.75^{0}_{-0.0005}$	$2.0^{0}_{-0.005}$
U KEY	0.1875x1.125	0.1875x1.5	0.25x1.5	0.25x1.875	0.25x2.25	0.3125x2.5	0.375x2.75	0.375x2.75	0.50x3.50
U TAP	1/4-20	1/4-20	3/8-16	3/8-16	1/2-13	1/2-13	5/8-11	5/8-11	3/4-10
V	1.57	1.97	1.97	2.36	2.76	3.15	3.54	3.54	3.94
VA	1.67	2.09	2.11	2.5	2.89	3.33	3.72	3.74	4.13
Y	5.82	7.25	7.84	9.41	10.5	12.17	13.54	14.17	16.13

	030	040	050	063	075	090	105/110	130	150
A	2.48	3.07	3.62	4.41	4.72	5.51	6.1	6.69	7.87
B	2.24	2.81	3.31	4.02	4.69	5.31	6.59	7.38	9.06
BA	2.56	2.95	3.35	3.74	4.53	5.12	6.5	8.46	8.46
BC	2.95	3.43	3.94	4.33	5.51	6.3	7.87	9.84	9.84
BH	90°	45°	45°	45°	45°	45°	45°	45°	45°
BK	$2.165^{0}_{-0.0018}$	$2.362^{0}_{-0.0018}$	$2.756^{0}_{-0.0018}$	$3.15^{0}_{-0.0021}$	$3.74^{0}_{-0.0021}$	$4.331^{0}_{-0.0021}$	$5.118^{0}_{-0.0025}$	$7.087^{0}_{-0.0025}$	$7.087^{0}_{-0.0025}$
BL	M6x11	M6x10	M8x10	M8x14	M8x14	M10x18	M10x18	M12x21	M12x21
C	1.18	1.57	1.97	2.48	2.95	3.54	4.33	5.12	5.91
D	1.57	1.97	2.36	2.83	3.39	4.06	5.02	5.81	6.69
E	2.13	2.76	3.15	3.94	4.72	5.51	6.69	7.87	9.45
F	1.73	2.36	2.76	3.35	3.54	3.94	4.53	4.72	5.71
G	0.22	0.26	0.28	0.31	0.39	0.43	0.57	0.61	0.71
H	0.26	0.26	0.33	0.33	0.45	0.51	0.55	0.63	0.71
J	3.15	3.98	4.76	5.75	6.85	8.19	9.94	11.52	13.39
K	1.26	1.69	1.93	2.64	2.83	2.91	-	-	-
L	2.2	2.8	3.35	4.06	4.41	5.12	5.67	6.1	7.28
M	2.28	2.87	3.43	4.17	4.49	5.28	5.83	6.38	7.56
N	1.06	1.38	1.57	1.97	2.36	2.76	3.35	3.94	4.72
O	3.82	4.78	5.67	6.85	8.07	9.37	11.61	13.19	15.75
P	2.64	3.15	3.54	4.13	4.96	5.63	6.81	7.6	8.46
Q	0.83	2.36	2.91	3.54	4.13	4.92	5.59	6.38	7.68
T	1.73	2.17	2.52	3.15	3.66	4.02	4.92	5.51	7.09
Z	2.91	3.63	3.92	4.71	5.25	6.09	6.77	7.09	8.07

Output Flange

		AA	AB	AC	AD	AF	AG	AH	AK	AL
030	*FA*	2.68	2.15	3.15	2.76	0.24	0.16	45°	$1.969^{+0.0015}_{0}$	0.26
040	*FA*	2.95	2.64	4.33	3.74	0.28	0.16	45°	$2.362^{+0.0018}_{0}$	0.35
	FB	2.95	3.82	4.33	3.74	0.28	0.16	45°	$2.362^{+0.0018}_{0}$	0.35
	FC	4.53	3.15	5.51	-	0.35	0.2	45°	$3.740^{+0.0021}_{0}$	0.37
	FD	3.94	2.28	4.72	-	0.47	0.2	45°	$3.150^{+0.0018}_{0}$	0.35
050	*FA*	3.35	3.54	4.92	4.33	0.35	0.2	45°	$2.756^{+0.0018}_{0}$	0.43
	FB	3.35	4.72	4.92	4.33	0.35	0.2	45°	$2.756^{+0.0018}_{0}$	0.43
	FC	5.12	3.5	6.3	-	0.39	0.2	45°	$4.331^{+0.0021}_{0}$	0.37
	FD	4.53	2.83	5.51	-	0.57	0.2	45°	$3.543^{+0.0021}_{0}$	0.43
063	*FA*	4.13	3.23	7.09	5.59	0.39	0.24	45°	$4.528^{+0.0021}_{0}$	0.43
	FB	5.91	4.41	7.09	5.59	0.39	0.24	45°	$4.528^{+0.0021}_{0}$	0.43
	FC	6.5	3.86	7.87	-	0.39	0.2	45°	$5.118^{+0.0025}_{0}$	0.43
	FD	6.5	4.21	7.87	-	0.39	0.2	45°	$5.118^{+0.0025}_{0}$	0.43
	FE	5.12	3.17	6.3	-	0.65	0.2	45°	$4.331^{+0.0021}_{0}$	0.43
075	*FA*	6.5	4.37	7.87	6.69	0.51	0.24	45°	$5.118^{+0.0025}_{0}$	0.55
	FB	5.12	3.54	6.3	-	0.51	0.24	45°	$4.331^{+0.0021}_{0}$	0.55
090	*FA*	6.89	4.37	8.27	8.27	0.51	0.24	45°	$5.984^{+0.0025}_{0}$	0.55
	FB	8.46	4.8	9.84	-	0.71	0.24	45°	$7.087^{+0.0025}_{0}$	0.55
	FC	6.5	4.33	7.87	-	0.67	0.24	45°	$5.118^{+0.0025}_{0}$	0.43
	FD	6.89	5.94	8.27	-	0.51	0.24	45°	$5.984^{+0.0025}_{0}$	0.55
105	*FA*	9.06	5.16	11.02	10.24	0.59	0.24	45°	$6.693^{+0.0025}_{0}$	0.55
110	*FB*	9.06	7.09	11.02	10.24	0.59	0.24	45°	$6.693^{+0.0025}_{0}$	0.55
130	*FA*	10.04	5.51	12.6	11.42	0.59	0.24	22.5°	$7.087^{+0.0025}_{0}$	0.63
150	*FA*	10.04	6.10	12.6	11.42	0.59	0.24	22.5°	$7.087^{+0.0025}_{0}$	0.63

Input Shaft

	030	040	050	063	075	090	105/110	130	150
SB	0.094	0.125	0.1875	0.1875	0.1875	0.1875	0.25	0.25	0.3125
RB	0.42	0.55	0.7	0.83	0.96	0.96	1.24	1.36	1.51
UB	$0.375^{0}_{-0.0005}$	$0.5^{0}_{-0.0005}$	$0.625^{0}_{-0.0005}$	$0.75^{0}_{-0.0005}$	$0.875^{0}_{-0.0005}$	$0.875^{0}_{-0.0005}$	$1.125^{0}_{-0.0005}$	$1.25^{0}_{-0.0005}$	$1.375^{0}_{0.0005}$
UB KEY	0.094x0.875	0.125x0.875	0.1875x1.125	0.1875x1.5	0.1875x1.875	0.1875x1.875	0.25x2.25	0.25x2.5	0.3125x2.875
UR TAP	-	1/4-20	1/4-20	1/4-20	1/4-20	1/4-20	3/8-16	1/2-13	1/2-13
VN	1.18	1.18	1.58	1.97	2.36	2.36	2.76	3.15	3.15

11.2 *VS 尺寸图*

11.2 *VS Dimensions charts*

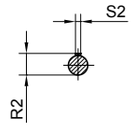

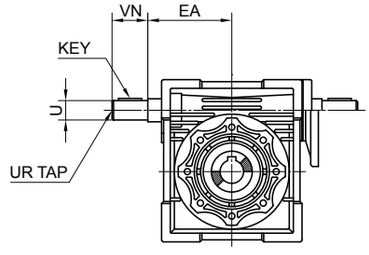

High Speed Extension Shaft

	EA	U	VN	UR	S2	R2	KEY	
							Length	Square
030	1.772	$0.375^{0}_{-0.0005}$	1.18	-	0.093	0.42	0.875	0.094
040	2.087	$0.5^{0}_{-0.0005}$	1.18	1/4-20	0.13	0.55	0.875	0.125
050	2.52	$0.625^{0}_{-0.0005}$	1.58	1/4-20	0.19	0.7	1.125	0.188
063	2.953	$0.75^{0}_{-0.0005}$	1.97	1/4-20	0.19	0.83	1.5	0.188
075	3.543	$0.875^{0}_{-0.0005}$	2.36	1/4-20	0.19	0.96	1.875	0.188
090	4.252	$0.875^{0}_{-0.0005}$	2.36	1/4-20	0.19	0.96	1.875	0.188
105/110	5.315	$1.125^{0}_{-0.0005}$	2.76	3/8-16	0.25	1.24	2.25	0.25
130	6.102	$1.25^{0}_{-0.0005}$	3.15	1/2-13	0.25	1.36	2.5	0.25
150	8.27	$1.375^{0}_{-0.0005}$	3.15	1/2-13	0.32	1.51	2.875	0.315

11.3 *扭力臂*

11.3 *Torque Arm*

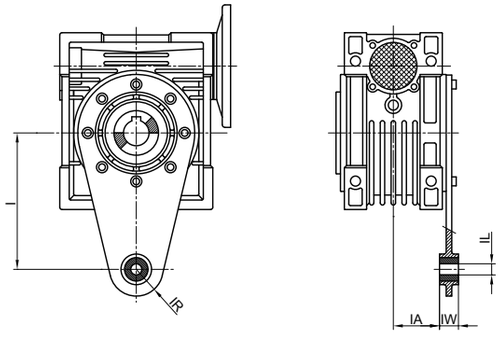

	I	IA	IL	IR	IW
025	2.76	0.69	0.31	0.59	0.55
030	3.35	0.94	0.31	0.59	0.55
040	3.94	1.24	0.39	0.71	0.55
050	3.94	1.52	0.39	0.71	0.55
063	5.91	1.93	0.39	0.71	0.55
075	7.87	1.87	0.79	1.18	0.98
090	7.87	2.26	0.79	1.18	0.98
105/110	9.84	2.44	0.98	1.38	1.18
130	9.84	2.72	0.98	1.38	1.18
150	9.84	3.31	0.98	1.38	1.18

11.4 *防护罩*

11.4 *Protective Cover*

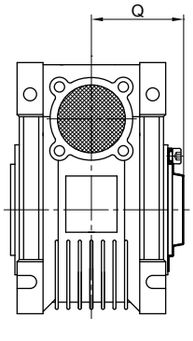

	Q
030	1.65
040	1.97
050	2.28
063	2.72
075	2.91
090	3.39
105/110	3.7
130	4.02
150	4.45

11.5 ***NEMA*** *电机组合*

11.5 ***NEMA*** *Flange Availability*

	NEMA Flange	Input Bore Diameter	Available Ratios											
			5	7.5	10	15	20	25	30	40	50	60	80	100
030	48C	0.5	•	•	•	•	•	•	•	•	•	•	•	
040	56C	0.625	•	•	•	•	•	•	•	•	•	•	•	•
050	56C	0.625	•	•	•	•	•	•	•	•	•	•	•	•
063	56C	0.625					•	•	•	•	•	•	•	•
	140TC	0.875		•	•	•	•	•	•	•				
075	56C	0.625									•	•	•	•
	140TC	0.875				•	•	•	•	•	•			
	180TC	1.125		•	•	•								
090	56C	0.625											•	•
	140TC	0.875						•	•	•	•	•		
	180TC	1.125		•	•	•	•	•	•	•				
105 110	140TC	0.875									•	•	•	•
	180TC	1.125					•	•	•	•	•	•		
	210TC	1.375	•	•	•	•								
130	140TC	0.875											•	•
	180TC	1.125							•	•	•	•	•	
	210TC	1.375		•	•	•	•	•	•	•				
150	180TC	1.125							•	•	•	•	•	•
	210TC	1.375				•	•	•	•	•				
	250TC	1.625		•	•	•	•							

11.6 ***NEMA*** *电机接口*

11.5 ***NEMA*** *C Flange Adaptors*

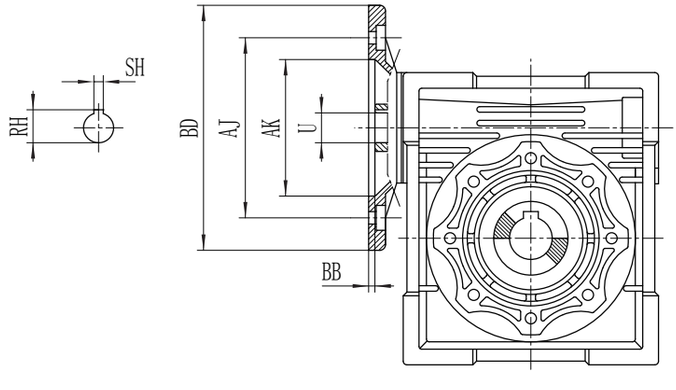

	NEMA Flange	DIMENSIONS						
		AK	AJ	BD	BB	RH	SH	U
030	48C	3.00	3.75	5.63	0.20	0.56	0.125	0.500
040	56C	4.50	5.88	6.50	0.20	0.71	0.188	0.625
050	56C	4.50	5.88	6.50	0.20	0.71	0.188	0.625
063	56C	4.50	5.88	6.50	0.20	0.71	0.188	0.625
	140TC	4.50	5.88	6.50	0.20	0.97	0.188	0.875
075	56C	4.50	5.88	6.50	0.20	0.71	0.188	0.625
	140TC	4.50	5.88	6.50	0.20	0.97	0.188	0.875
	180TC	8.50	7.25	9.00	0.22	1.24	0.250	1.125
090	56C	4.50	5.88	6.50	0.20	0.71	0.188	0.625
	140TC	4.50	5.88	6.50	0.20	0.97	0.188	0.875
	180TC	8.50	7.25	9.00	0.22	1.24	0.250	1.125
105 110	140TC	4.50	5.88	6.50	0.20	0.97	0.188	0.875
	180TC	8.50	7.25	9.00	0.22	1.24	0.250	1.125
	210TC	8.50	7.25	9.00	0.22	1.52	0.313	1.375
130	140TC	4.50	5.88	6.50	0.20	0.97	0.188	0.875
	180TC	8.50	7.25	9.00	0.22	1.24	0.250	1.125
	210TC	8.50	7.25	9.00	0.22	1.52	0.313	1.375
150	180TC	8.50	7.25	9.00	0.22	1.24	0.250	1.125
	210TC	8.50	7.25	9.00	0.22	1.52	0.313	1.375
	250TC	8.50	7.25	9.00	0.22	1.59	0.375	1.625